

Literaturrecherchen für die Version 2 der S3-Leitlinie Diagnostik, Therapie und Nachsorge der Patientinnen mit Endometriumkarzinom

Inhaltsverzeichnis

1.	Schlüsselfrage 01	4
2.	Schlüsselfrage 02	8
3.	Schlüsselfrage 03	10
4.	Schlüsselfrage 04	14
5.	Schlüsselfrage 05	18
6.	Schlüsselfrage 06	21
7.	Schlüsselfrage 07	24
8.	Schlüsselfrage 08	27
9.	Schlüsselfrage 09	30
10.	Schlüsselfrage 10	33
11.	Schlüsselfrage 11	36
12.	Schlüsselfrage 12	39
13.	Schlüsselfrage 13	42
14.	Schlüsselfrage 14	45
15.	Schlüsselfrage 15	47
16.	Schlüsselfrage 16	49
17.	Schlüsselfrage 17	52
18.	Schlüsselfrage 18	55
19.	Schlüsselfrage 19	57
20.	Schlüsselfrage 20	60
21.	Schlüsselfrage 21	64
22.	Schlüsselfrage 22	68
23.	Schlüsselfrage 23	72
24.	Schlüsselfrage 24	76
25.	Schlüsselfrage 25	80
26.	Schlüsselfrage 26	84
27.	Schlüsselfrage 27	88
28.	Schlüsselfrage 28	92
29.	Schlüsselfrage 29	96
30.	Schlüsselfrage 30	100
31.	Schlüsselfrage 31	104
32.	Schlüsselfrage 32	108
33.	Schlüsselfrage 33	110

34.	Schlüsselfrage 34	114
35.	Schlüsselfrage 35	118
36.	Schlüsselfrage 36	120
37.	Schlüsselfrage 37	123
38.	Schlüsselfrage 38	126
39.	Schlüsselfrage 39	130
40.	Schlüsselfrage 40	134
41.	Schlüsselfrage 41	136
42.	Schlüsselfrage 42	139
43.	Schlüsselfrage 43	142
44.	Schlüsselfrage 44	145
45.	Schlüsselfrage 45	148
46.	Schlüsselfrage 46	151
47.	Schlüsselfrage 47	154
48.	Schlüsselfrage 48	157
49.	Schlüsselfrage 49	161
50.	Schlüsselfrage 50	165
51.	Schlüsselfrage 51	169
52.	Schlüsselfrage 52	173
53.	Schlüsselfrage 53	177
54.	Schlüsselfrage 54	179
55.	Schlüsselfrage 55 (neue Schlüsselfrage).....	182
56.	Schlüsselfrage 56 (neue Schlüsselfrage).....	186
57.	Schlüsselfrage 57 (neue Schlüsselfrage).....	189
58.	Schlüsselfrage 58 (neue Schlüsselfrage).....	192
59.	Schlüsselfrage 59	195
60.	Zusatzrecherche Risikofaktoren	198

1. Schlüsselfrage 01

Beeinflussen Alter, Hormonexposition, reproduktive/ metabolische/ physikalische/ ethnische/ genetische Faktoren, Körpergewicht, Rauchen und/oder Arbeitsbedingungen das Risiko für das Auftreten eines Endometriumkarzinoms?
<u>Population</u> Frauen
<u>Intervention:</u> Exposition von Risikofaktoren
<u>Comparison:</u> Keine Risikofaktoren
<u>Outcomes:</u> Auftreten von EC

Recherche in PubMed (22.06.2020)

Population		
#1	"Endometrial Neoplasms"[Mesh] OR ((endometria*[tiab] OR endometrium[tiab] OR "Endometrium"[Mesh]) AND (cancer[tiab] OR tumor[tiab] OR tumour[tiab] OR malignan*[tiab] OR "Carcinoma"[Mesh] OR Epithelioma*[tiab] OR carcinoma[tiab] OR neoplas*[tiab] OR "Neoplasms"[Mesh]))	45.428
Intervention bzw. Exposure		
#2	Risk Factors[Mesh] OR risk factor*[tiab] OR population at risk[tiab]	1.125.028
#3	Age Factors[Mesh] OR age factor OR age reporting[tiab]	1.241.080
#4	hormone exposure[tiab]	551
#5	metabolic factor*[tiab]	3.343
#6	Reproductive History[Mesh] OR reproductive histor*[tiab] OR contraceptive histor*[tiab] OR pregnancy history[tiab] OR birth history[tiab]	30.496
#7	Ethnic Groups[Mesh] OR ethnic group[tiab] OR ethnicit*[tiab] OR nationality[tiab]	211.458
#8	genetic risk factor*[tiab] OR genetic factor*[tiab]	43.894
#9	Body Weight[Mesh] OR body weight*[tiab]	594.337
#10	Smoking[Mesh] OR smoking[tiab]	276.514
#11	Sedentary Behavior[Mesh] OR Sedentary Behavior[tiab] OR Behavior, Sedentary[tiab] OR Sedentary Behaviors[tiab] OR Sedentary Lifestyle[tiab] OR Lifestyle, Sedentary[tiab] OR Physical Inactivity[tiab] OR Inactivity, Physical[tiab]	20.873

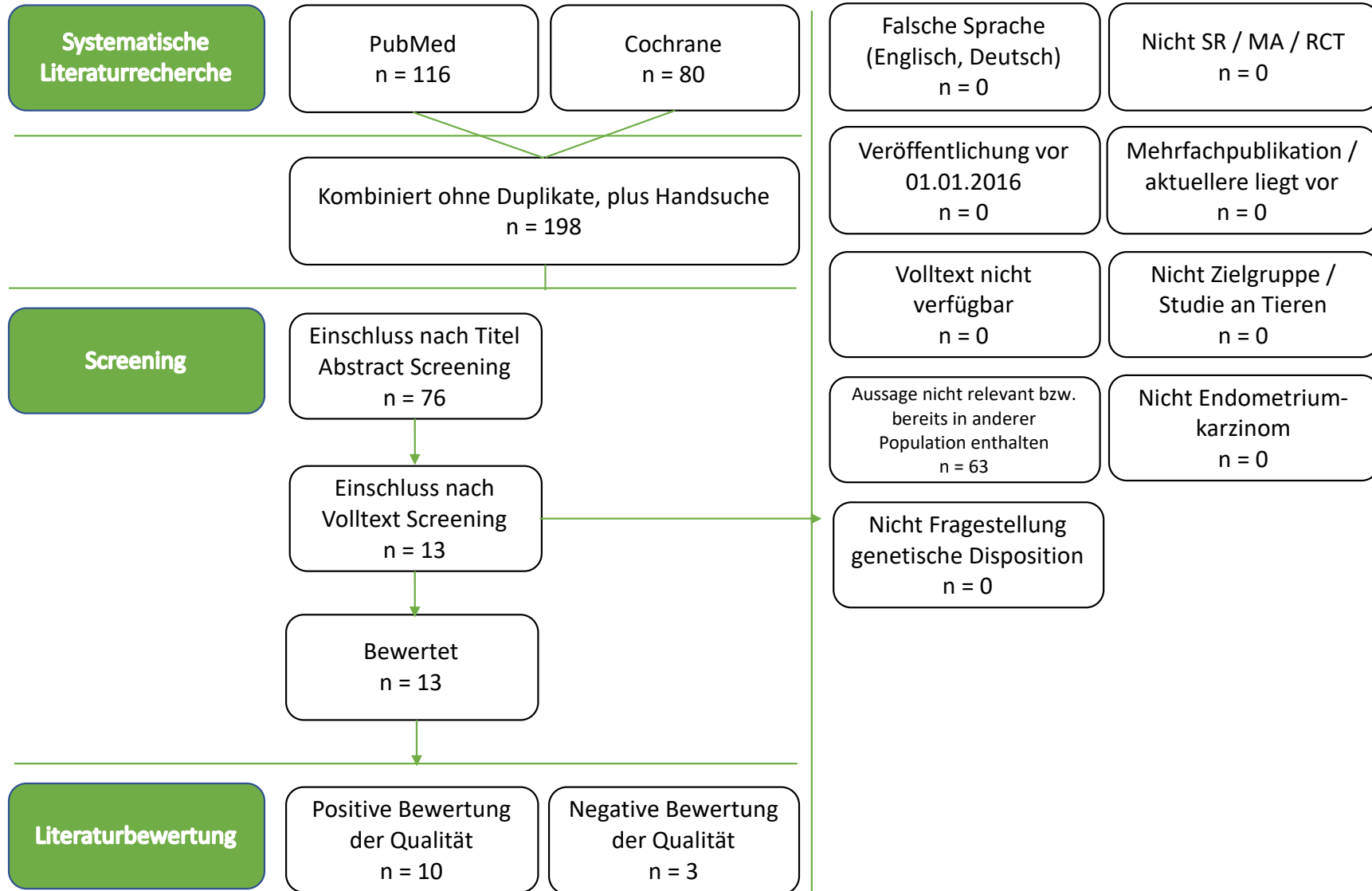
#12	working condition*[tiab] OR "Shift Work Schedule"[Mesh] OR Shift Work Schedule[tiab] OR Schedule, Shift Work[tiab] OR Schedules, Shift Work[tiab] OR Work Schedule, Shift[tiab] OR Night Shift Work[tiab] OR Shift Work, Night[tiab] OR Rotating Shift Work[tiab] OR Shift Work, Rotating[tiab]	11.354
#13	#2 OR #3 OR #4 OR #5 OR #6 OR #7 OR #7 OR #8 OR #9 OR #10 OR #11 OR #12	2.773.429
Kombiniert mit und ohne Filter		
#14	#1 AND #13	8.041
#15	#14 Filters: Publication date from 2016, Language: English OR German; Article type: Systematic review, Meta-Analysis OR Systematic review OR RCT; Humans	116

Recherche in Cochrane Library (04.11.2020)

ID	Search	Hits
#1	MeSH descriptor: [Endometrial Neoplasms] explode all trees	625
#2	MeSH descriptor: [Endometrium] explode all trees	1064
#3	(endometria* OR endometrium):ti,ab,kw	7382
#4	#2 OR #3	7396
#5	(cancer OR tumor OR tumour OR malignan* OR Epithelioma* OR carcinoma OR neoplas*):ti,ab,kw	212615
#6	MeSH descriptor: [Carcinoma] explode all trees	13478
#7	MeSH descriptor: [Neoplasms] explode all trees	79241
#8	#5 OR #6 OR #7	221851
#9	#4 AND #8	2959
#10	#1 OR #9	2995
#11	("Endometrial Neoplasms" OR ((endometria* OR endometrium OR "Endometrium") AND (cancer OR tumor OR tumour OR malignan* OR "Carcinoma" OR Epithelioma* OR carcinoma OR neoplas* OR "Neoplasms"))):ti,ab,kw	2809
#12	#10 OR #11	2995
#13	(Risk Factors OR risk factor* OR population at risk):ti,ab,kw	113606
#14	MeSH descriptor: [Risk Factors] explode all trees	24359
#15	(Age Factors OR age factor OR age reporting):ti,ab,kw	69792
#16	MeSH descriptor: [Age Factors] explode all trees	9925
#17	(hormone exposure OR metabolic factor*):ti,ab,kw	11756
#18	(Reproductive History OR reproductive histor* OR contraceptive histor* OR pregnancy history OR birth history):ti,ab,kw	7736
#19	MeSH descriptor: [Reproductive History] explode all trees	943

#20	(Ethnic Groups OR ethnic group OR ethnicit* OR nationality):ti,ab,kw	8963
#21	MeSH descriptor: [Ethnic Groups] explode all trees	4290
#22	(genetic risk factor* OR genetic factor*):ti,ab,kw	6496
#23	(Body Weight OR body weight*):ti,ab,kw	64119
#24	MeSH descriptor: [Body Weight] explode all trees	27980
#25	(Smoking OR smoking):ti,ab,kw	31662
#26	MeSH descriptor: [Smoke] explode all trees	397
#27	(Sedentary Behavior OR Sedentary Behavior OR Behavior, Sedentary OR Sedentary Behaviors OR Sedentary Lifestyle OR Lifestyle, Sedentary OR Physical Inactivity OR Inactivity, Physical):ti,ab,kw	5483
#28	MeSH descriptor: [Sedentary Behavior] explode all trees	1096
#29	(working condition* OR "Shift Work Schedule" OR Shift Work Schedule OR Schedule, Shift Work OR Schedules, Shift Work OR Work Schedule, Shift OR Night Shift Work OR Shift Work, Night OR Rotating Shift Work OR Shift Work, Rotating):ti,ab,kw	5514
#30	MeSH descriptor: [Shift Work Schedule] explode all trees	23
#31	#13 OR #14 OR #15 OR #16 OR #17 OR #18 OR #19 OR #20 OR #21 OR #22 OR #23 OR #24 OR #25 OR #26 OR #27 OR #28 OR #29 OR #30	261312
#32	#12 AND #31	655
#33	#32	655
#34	#33 with Cochrane Library publication date Between Jan 2016 and Jul 2020, in Cochrane Reviews	12

Schlüsselfrage 01



2. Schlüsselfrage 02

Kann durch Modifikation der o. g. Risikofaktoren bzw. präventive medikamentöse oder operative Intervention das Risiko für das Auftreten eines Endometriumkarzinoms gesenkt werden?

Population Frauen

Intervention: Präventive Maßnahmen

Comparison: Keine Prävention

Outcomes: Auftreten von EC

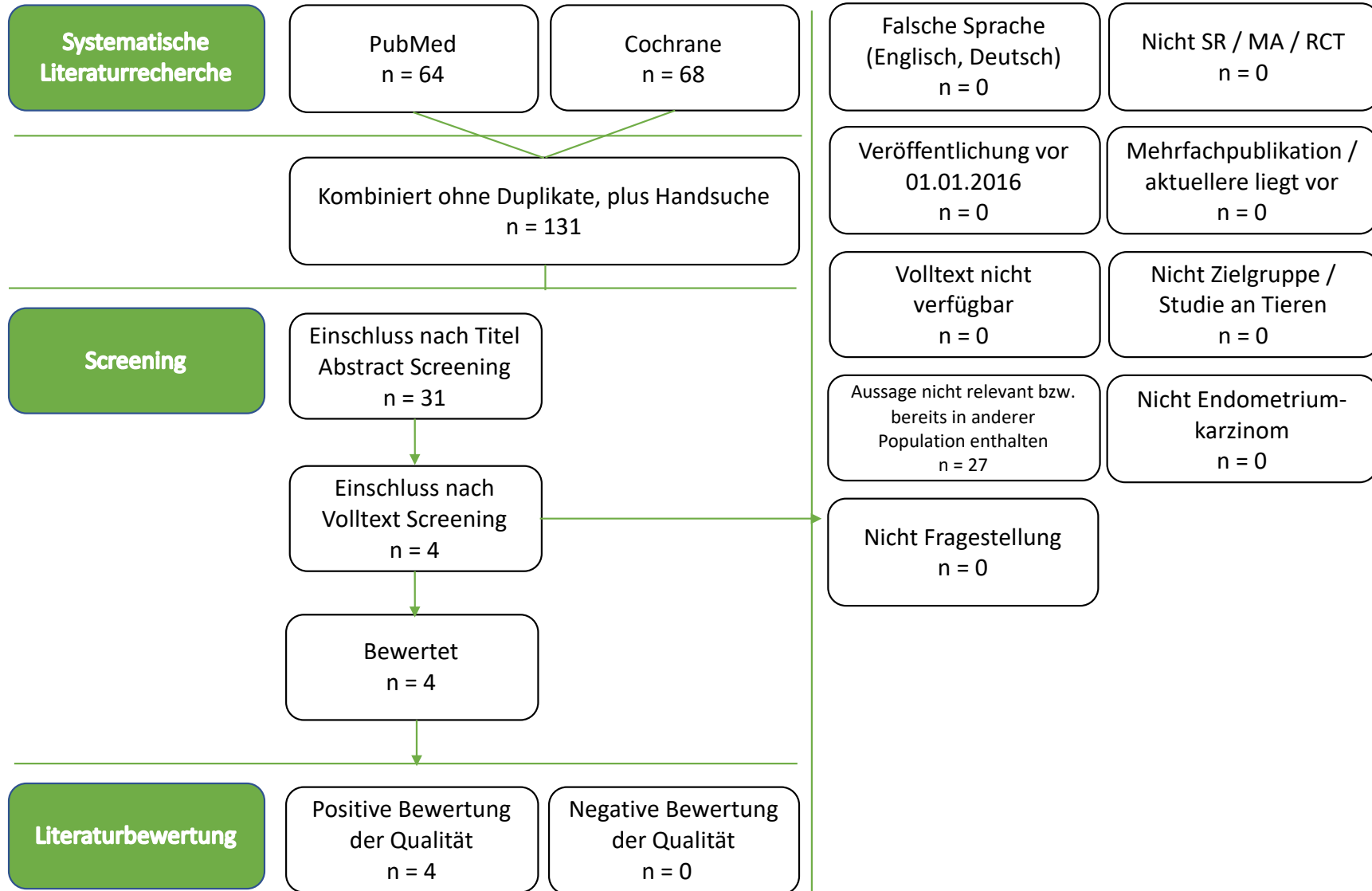
Recherche in PubMed (13.07.2020)

Population		
#1	"Endometrial Neoplasms"[Mesh] OR ((endometria*[tiab] OR endometrium[tiab] OR "Endometrium"[Mesh]) AND (cancer[tiab] OR tumor[tiab] OR tumour[tiab] OR malignan*[tiab] OR "Carcinoma"[Mesh] OR Epithelioma*[tiab] OR carcinoma[tiab] OR neoplas*[tiab] OR "Neoplasms"[Mesh]))	45.525
Intervention bzw. Exposure		
#2	prevention	2.557.087
Kombiniert mit und ohne Filter		
#3	#1 AND #2	4.429
#4	#3 Filters: Publication date from 2016, Language: English OR German; Article type: Abstracts; Systematic review, Meta-Analysis OR Systematic review OR RCT; Humans, Female	64

Recherche in der Cochrane Library (13.07.2020)

ID	Search	Hits
#1	endometrial cancer with Cochrane Library publication date from Jan 2016 to present	1325
#2	Cochrane reviews	68

Schlüsselfrage 02



3. Schlüsselfrage 03

Welche Verfahren wie beispielsweise transvaginale Sonographie, zytologische Beurteilung, Endometriumbiopsie mittels Aspiration, Hysteroskopie oder **Tumormarker-Bestimmung an Aspiraten, HPV-Bestimmung, Familienanamnese** sind bei der asymptomatischen Frau mit normalem Risiko geeignet zur Früherkennung des Endometriumkarzinoms im Hinblick auf Lebensqualität, Kurzzeit- / Langzeitmorbidity, Rezidivhäufigkeit, krankheitsspezifisches und Gesamtüberleben?

Population asymptomatische Frau mit normalem Risiko für EC

Intervention: Screening auf EC mittels

1. Ultraschall
2. zytolog. Beurteilung
3. Endometriumbiopsie mittels Aspiration
4. Hysteroskopie
- 5. Tumormarker-Bestimmung an Aspiraten**
- 6. HPV-Bestimmung**
- 7. Familienanamnese**

Comparison: kein Screening

Outcomes: Änderung Lebensqualität, Kurzzeit-/Langzeitmorbidity, Rezidivhäufigkeit, krankheits-spezifisches und Gesamtüberleben

Recherche in PubMed (29.06.2020)

Population		
#1	"Endometrial Neoplasms"[Mesh] OR ((endometria*[tiab] OR endometrium[tiab] OR "Endometrium"[Mesh]) AND (cancer[tiab] OR tumor[tiab] OR tumour[tiab] OR malignan*[tiab] OR "Carcinoma"[Mesh] OR Epithelioma*[tiab] OR carcinoma[tiab] OR neoplas*[tiab] OR "Neoplasms"[Mesh]))	45.428
Intervention bzw. Exposure		
#2	transvaginal sonography[tiab] OR (("Ultrasonography"[Mesh] OR ultrasound[tiab] OR ultrasonic[tiab] OR ultrasonograph*[tiab] OR echograph*[tiab] OR echotom*[tiab]) AND (transvaginal[tiab] OR trans vaginal[tiab]))	9.571
#3	"cytology" [Subheading] OR cytology[tiab]	1.449.819
#4	Biopsy[Mesh] OR biops*[tiab]	546.220

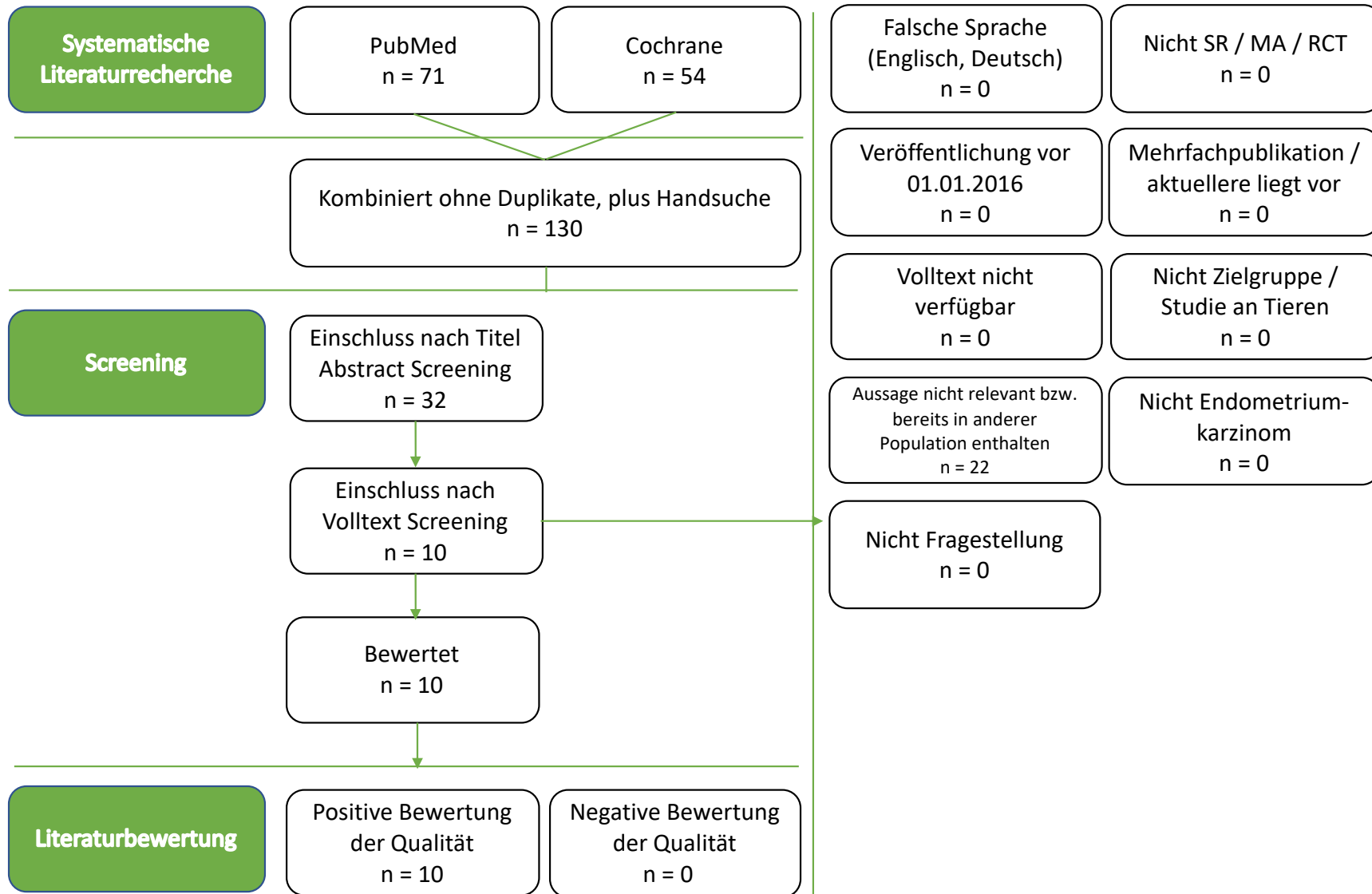
#5	(Histology[Mesh] OR histolog*[tiab]) AND (Biomarkers, Tumor[Mesh] OR tumor biomarkers[tiab] OR ((marker[tiab] OR biomarker[tiab]) AND (tumor OR carcinogen[tiab] OR neoplasm*[tiab] OR cancer*[tiab])))	78.759
#6	(Immunohistochemistry[Mesh] OR immunohistochemistry[tiab] OR Immunolabeling[tiab] OR Immunogold[tiab] OR Immunocytochemistry[tiab]) AND (Biomarkers, Tumor[Mesh] OR tumor biomarkers[tiab] OR ((marker[tiab] OR biomarker[tiab]) AND (tumor OR carcinogen[tiab] OR neoplasm*[tiab] OR cancer*[tiab])))	89.108
#7	aspirat*[tiab] AND (Biomarkers, Tumor[Mesh] OR tumor biomarkers[tiab] OR ((marker[tiab] OR biomarker[tiab]) AND (tumor OR carcinogen[tiab] OR neoplasm*[tiab] OR cancer*[tiab])))	3.828
#8	Papillomaviridae[Mesh] OR papillomaviridae[tiab] OR Human Papilloma Virus[tiab] OR HPV[tiab]	52.582
#9	Medical History Taking[Mesh] OR family histor*[tiab] OR family health histor*[tiab] OR family medical histor*[tiab]	80.840
#10	#2 OR #3 OR #4 OR #5 OR #6 OR #7 OR #7 OR #8 OR #9 OR #10	2.153.943
Kombiniert mit und ohne Filter		
#11	#1 AND #10	11.004
#12	#11 Filters: Publication date from 2016, Language: English OR German; Article type: Systematic review, Meta-Analysis OR Systematic review OR RCT; Humans	71

Recherche in der Cochrane Library (04.11.2020)

ID	Search	Hits
#1	MeSH descriptor: [Endometrial Neoplasms] explode all trees	625
#2	MeSH descriptor: [Endometrium] explode all trees	1064
#3	(endometria* OR endometrium):ti,ab,kw	7382
#4	#2 OR #3	7396
#5	(cancer OR tumor OR tumour OR malignan* OR Epithelioma* OR carcinoma OR neoplas*):ti,ab,kw	212615
#6	MeSH descriptor: [Carcinoma] explode all trees	13478
#7	MeSH descriptor: [Neoplasms] explode all trees	79241
#8	#5 OR #6 OR #7	221851
#9	#4 AND #8	2959
#10	#1 OR #9	2995
#11	Endometrial Neoplasms OR ((endometria* OR endometrium OR "Endometrium") AND (cancer OR tumor OR tumour OR malignan* OR "Carcinoma" OR Epithelioma* OR carcinoma OR neoplas* OR "Neoplasms"))	3008
#12	#10 OR #11	3190

#13	(transvaginal sonography OR ("Ultrasonography" OR ultrasound OR ultrasonic OR ultrasonograph* OR echograph* OR echotom*) AND (transvaginal OR trans vaginal)):ti,ab,kw	2018
#14	MeSH descriptor: [Ultrasonography] explode all trees	13623
#15	(transvaginal OR trans vaginal):ti,ab,kw	2712
#16	#14 AND #15	359
#17	#13 OR #16	2023
#18	cytology:ti,ab,kw	6209
#19	biopsy:ti,ab,kw	25475
#20	MeSH descriptor: [Biopsy] explode all trees	5676
#21	(Histology OR histolog*) AND (Biomarkers, Tumor OR tumor biomarkers OR ((marker OR biomarker) AND (tumor OR carcinogen OR neoplasm* OR cancer*))) :ti,ab,kw	1593
#22	MeSH descriptor: [Histology] explode all trees	1342
#23	(Immunohistochemistry OR immunohistochemistry OR Immunolabeling OR Immunogold OR Immunocytochemistry) AND (Biomarkers, Tumor OR tumor biomarkers OR ((marker OR biomarker) AND (tumor OR carcinogen OR neoplasm* OR cancer*))) :ti,ab,kw	1255
#24	MeSH descriptor: [Biomarkers, Tumor] explode all trees	4478
#25	#22 AND #24	313
#26	aspirat*:ti,ab,kw	10137
#27	#26 AND #24	43
#28	(aspirat* AND (Biomarkers, Tumor OR tumor biomarkers OR ((marker OR biomarker) AND (tumor OR carcinogen OR neoplasm* OR cancer*)))):ti,ab,kw	126
#29	(Papillomaviridae OR papillomaviridae OR Human Papilloma Virus OR HPV):ti,ab,kw	2959
#30	MeSH descriptor: [Papillomaviridae] explode all trees	593
#31	(Medical History Taking OR family histor* OR family health histor* OR family medical histor*):ti,ab,kw	6828
#32	MeSH descriptor: [Medical History Taking] explode all trees	303
#33	#17 OR #18 OR #19 OR #20 OR #21 OR #23 OR #25 OR #27 OR #28 OR #29 OR #30 OR #31 OR #32	44049
#34	#12 AND #33	559
#35	#34 with Cochrane Library publication date Between Jan 2016 and Jul 2020, in Cochrane Reviews	8
#36	#34 with Publication Year from 2016 to 2020, in Trials	181

Schlüsselfrage 03



4. Schlüsselfrage 04

<p>Welche Verfahren wie beispielsweise transvaginale Sonographie, zytologische Beurteilung, Endometriumbiopsie mittels Aspiration, Hysteroskopie oder Tumormarker-Bestimmung an Aspiraten, HPV-Bestimmung, Familienanamnese sind bei der asymptomatischen Frau mit hohem Risiko geeignet zur Früherkennung des Endometriumkarzinoms im Hinblick auf Lebensqualität, Kurzzeit-/Langzeitmorbidity, Rezidivhäufigkeit, krankheitsspezifisches und Gesamtüberleben?</p>
<p><u>Population</u> asymptotische Frau mit hohem Risiko für EC; ohne genetische Disposition (hohes Risiko = Adipositas, polyzystisches Ovarial-Syndrom (englisch polycystic ovary syndrome; PCO-Syndrom, Tamoxifen-Einnahme)</p>
<p><u>Intervention:</u> Screening auf EC mittels</p> <ol style="list-style-type: none"> 1. Ultraschall 2. zytolog. Beurteilung 3. Endometriumbiopsie mittels Aspiration 4. Hysteroskopie 5. Tumormarker-Bestimmung an Aspiraten 6. HPV-Bestimmung 7. Familienanamnese
<p><u>Comparison:</u> kein Screening</p>
<p><u>Outcomes:</u> Änderung Lebensqualität, Kurzzeit-/Langzeitmorbidity, Rezidivhäufigkeit, krankheits-spezifisches und Gesamtüberleben</p>

Recherche in PubMed (29.06.2020)

Population		
#1	"Endometrial Neoplasms"[Mesh] OR ((endometria*[tiab] OR endometrium[tiab] OR "Endometrium"[Mesh]) AND (cancer[tiab] OR tumor[tiab] OR tumour[tiab] OR malignan*[tiab] OR "Carcinoma"[Mesh] OR Epithelioma*[tiab] OR carcinoma[tiab] OR neoplas*[tiab] OR "Neoplasms"[Mesh]))	45.428
Intervention bzw. Exposure		
#2	transvaginal sonography[tiab] OR (("Ultrasonography"[Mesh] OR ultrasound[tiab] OR ultrasonic[tiab] OR ultrasonograph*[tiab] OR echograph*[tiab] OR echotom*[tiab]) AND (transvaginal[tiab] OR trans vaginal[tiab]))	9.571
#3	"cytology" [Subheading] OR cytology[tiab]	1.449.819
#4	Biopsy [Mesh] OR biops*[tiab]	546.220

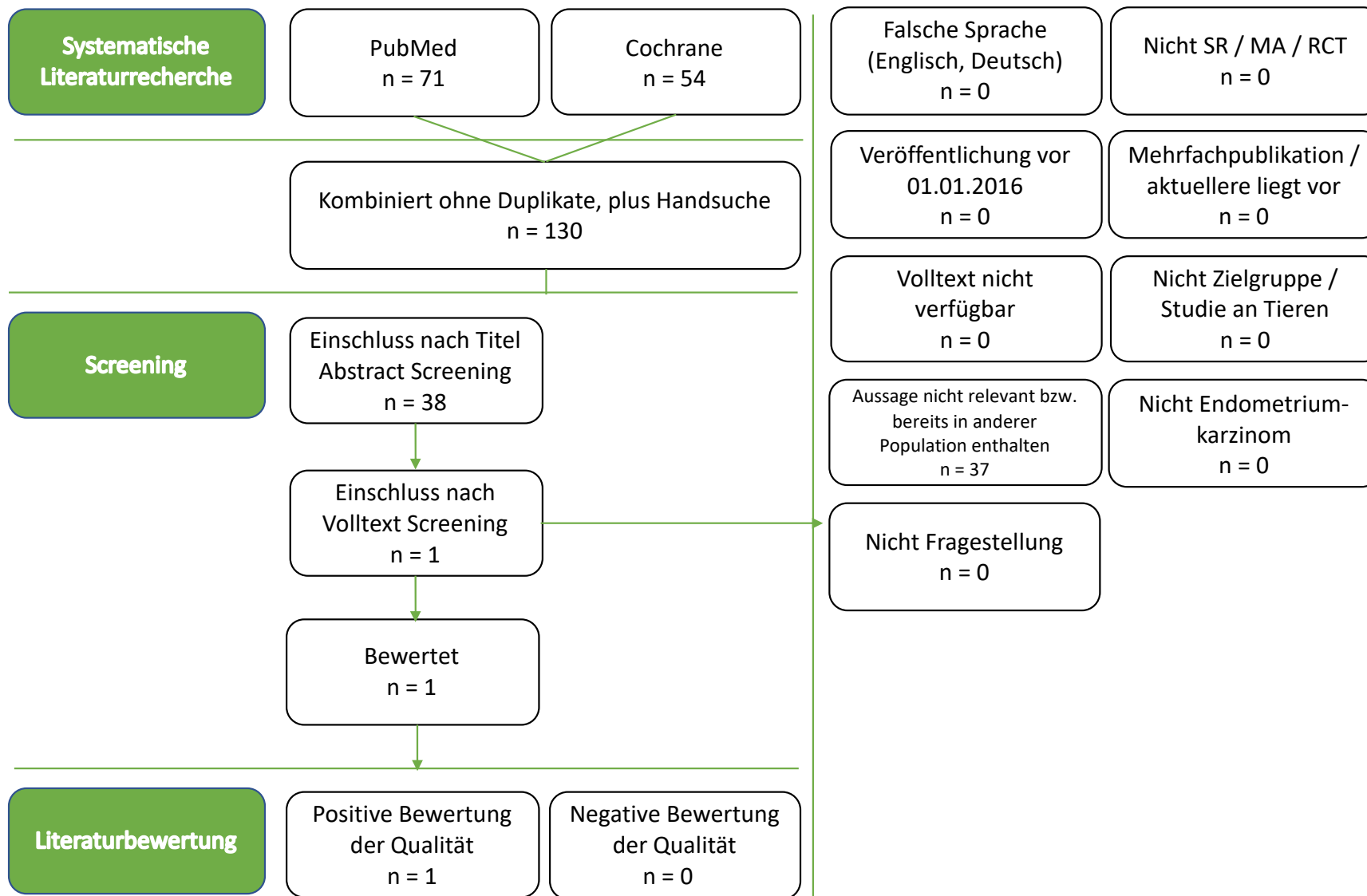
#5	(Histology[Mesh] OR histolog*[tiab]) AND (Biomarkers, Tumor[Mesh] OR tumor biomarkers[tiab] OR ((marker[tiab] OR biomarker[tiab]) AND (tumor OR carcinogen[tiab] OR neoplasm*[tiab] OR cancer*[tiab])))	78.759
#6	(Immunohistochemistry[Mesh] OR immunohistochemistry[tiab] OR Immunolabeling[tiab] OR Immunogold[tiab] OR Immunocytochemistry[tiab]) AND (Biomarkers, Tumor[Mesh] OR tumor biomarkers[tiab] OR ((marker[tiab] OR biomarker[tiab]) AND (tumor OR carcinogen[tiab] OR neoplasm*[tiab] OR cancer*[tiab])))	89.108
#7	aspirat*[tiab] AND (Biomarkers, Tumor[Mesh] OR tumor biomarkers[tiab] OR ((marker[tiab] OR biomarker[tiab]) AND (tumor OR carcinogen[tiab] OR neoplasm*[tiab] OR cancer*[tiab])))	3.828
#8	Papillomaviridae[Mesh] OR papillomaviridae[tiab] OR Human Papilloma Virus[tiab] OR HPV[tiab]	52.582
#9	Medical History Taking[Mesh] OR family histor*[tiab] OR family health histor*[tiab] OR family medical histor*[tiab]	80.840
#10	#2 OR #3 OR #4 OR #5 OR #6 OR #7 OR #7 OR #8 OR #9 OR #10	2.153.943
Kombiniert mit und ohne Filter		
#11	#1 AND #10	11.004
#12	#11 Filters: Publication date from 2016, Language: English OR German; Article type: Systematic review, Meta-Analysis OR Systematic review OR RCT; Humans	71

Recherche in der Cochrane Library (04.11.2020)

ID	Search	Hits
#1	MeSH descriptor: [Endometrial Neoplasms] explode all trees	625
#2	MeSH descriptor: [Endometrium] explode all trees	1064
#3	(endometria* OR endometrium):ti,ab,kw	7382
#4	#2 OR #3	7396
#5	(cancer OR tumor OR tumour OR malignan* OR Epithelioma* OR carcinoma OR neoplas*):ti,ab,kw	212615
#6	MeSH descriptor: [Carcinoma] explode all trees	13478
#7	MeSH descriptor: [Neoplasms] explode all trees	79241
#8	#5 OR #6 OR #7	221851
#9	#4 AND #8	2959
#10	#1 OR #9	2995
#11	Endometrial Neoplasms OR ((endometria* OR endometrium OR "Endometrium") AND (cancer OR tumor OR tumour OR malignan* OR "Carcinoma" OR Epithelioma* OR carcinoma OR neoplas* OR "Neoplasms"))	3008
#12	#10 OR #11	3190

#13	(transvaginal sonography OR ("Ultrasonography" OR ultrasound OR ultrasonic OR ultrasonograph* OR echograph* OR echotom*) AND (transvaginal OR trans vaginal)):ti,ab,kw	2018
#14	MeSH descriptor: [Ultrasonography] explode all trees	13623
#15	(transvaginal OR trans vaginal):ti,ab,kw	2712
#16	#14 AND #15	359
#17	#13 OR #16	2023
#18	cytology:ti,ab,kw	6209
#19	biopsy:ti,ab,kw	25475
#20	MeSH descriptor: [Biopsy] explode all trees	5676
#21	(Histology OR histolog*) AND (Biomarkers, Tumor OR tumor biomarkers OR ((marker OR biomarker) AND (tumor OR carcinogen OR neoplasm* OR cancer*))) :ti,ab,kw	1593
#22	MeSH descriptor: [Histology] explode all trees	1342
#23	(Immunohistochemistry OR immunohistochemistry OR Immunolabeling OR Immunogold OR Immunocytochemistry) AND (Biomarkers, Tumor OR tumor biomarkers OR ((marker OR biomarker) AND (tumor OR carcinogen OR neoplasm* OR cancer*))) :ti,ab,kw	1255
#24	MeSH descriptor: [Biomarkers, Tumor] explode all trees	4478
#25	#22 AND #24	313
#26	aspirat*:ti,ab,kw	10137
#27	#26 AND #24	43
#28	(aspirat* AND (Biomarkers, Tumor OR tumor biomarkers OR ((marker OR biomarker) AND (tumor OR carcinogen OR neoplasm* OR cancer*)))) :ti,ab,kw	126
#29	(Papillomaviridae OR papillomaviridae OR Human Papilloma Virus OR HPV):ti,ab,kw	2959
#30	MeSH descriptor: [Papillomaviridae] explode all trees	593
#31	(Medical History Taking OR family histor* OR family health histor* OR family medical histor*):ti,ab,kw	6828
#32	MeSH descriptor: [Medical History Taking] explode all trees	303
#33	#17 OR #18 OR #19 OR #20 OR #21 OR #23 OR #25 OR #27 OR #28 OR #29 OR #30 OR #31 OR #32	44049
#34	#12 AND #33	559
#35	#34 with Cochrane Library publication date Between Jan 2016 and Jul 2020, in Cochrane Reviews	8
#36	#34 with Publication Year from 2016 to 2020, in Trials	181

Schlüsselfrage 04



5. Schlüsselfrage 05

Beeinflussen genetische Faktoren das Risiko für das Auftreten eines Endometriumkarzinoms?
<u>Population</u> Frauen/asymptomatische Frau mit genetischer Disposition/ symptomatische Frau mit genetischer Disposition/an EC erkrankte Frau mit genetischer Disposition
<u>Intervention:</u> genetische Disposition
<u>Comparison:</u> keine genetische Disposition
<u>Outcomes:</u> Endometriumkarzinom

Recherche in PubMed (16.7.2020)

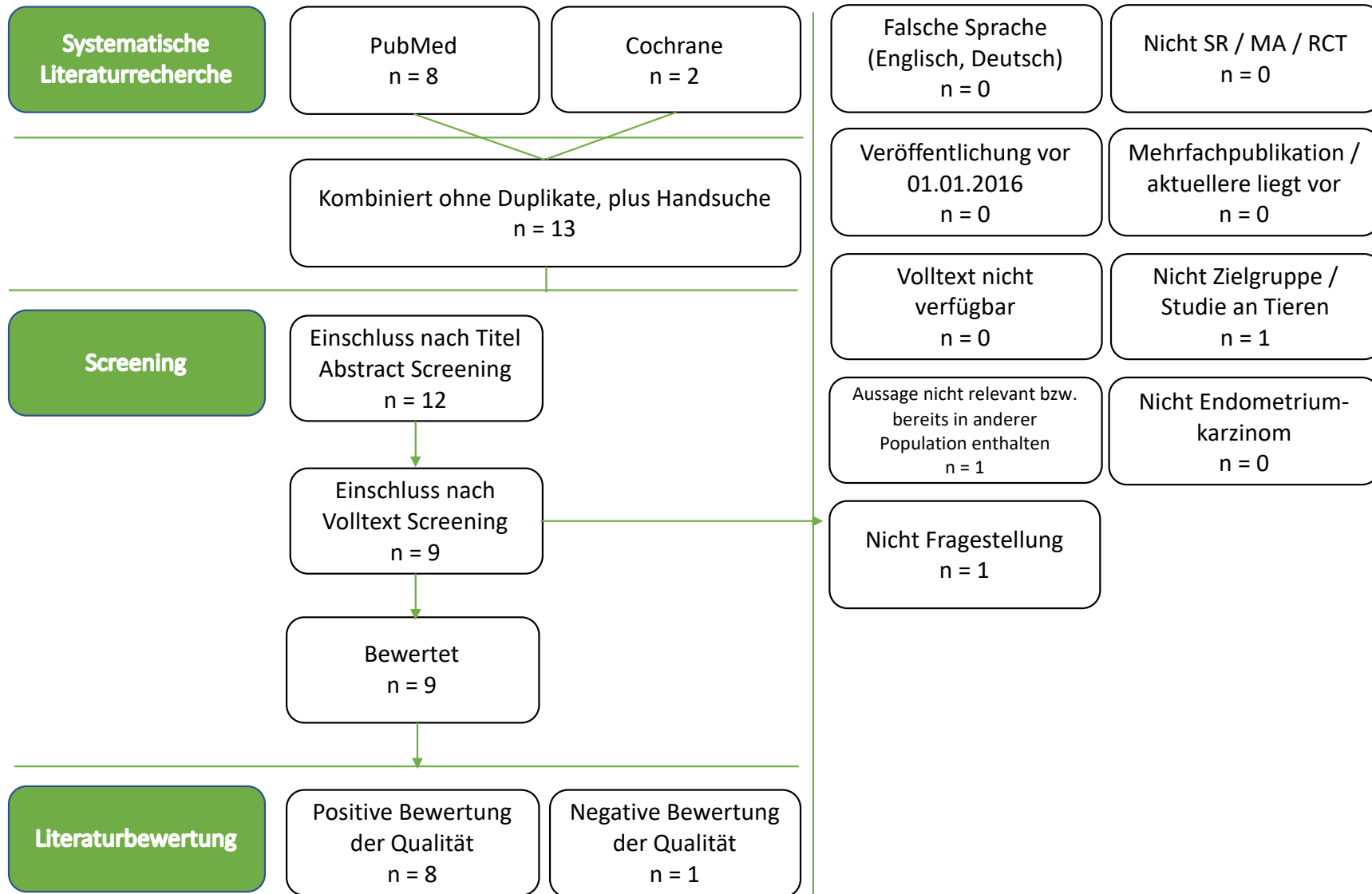
Population		
#1	"Endometrial Neoplasms"[Mesh] OR ((endometria*[tiab] OR endometrium[tiab] OR "Endometrium"[Mesh]) AND (cancer[tiab] OR tumor[tiab] OR tumour[tiab] OR malignan*[tiab] OR "Carcinoma"[Mesh] OR Epithelioma*[tiab] OR carcinoma[tiab] OR neoplas*[tiab] OR "Neoplasms"[Mesh]))	45.552
Intervention bzw. Exposure		
#2	hnpcc	5.760
#3	lynch syndrome	7.652
#4	(cowden syndrome) OR (cowden disease)	2.488
#5	"Colorectal Neoplasms, Hereditary Nonpolyposis"[Mesh]	4.612
#6	#2 OR #3 OR #4 OR #5	10.323
Kombiniert ohne Filter		
#7	#1 AND #6	1.388
Kombiniert mit Filter		
#8	#7 AND Filters: Publication date from 2016, Language: English OR German; Article type: Abstracts; Systematic review, Meta-Analysis OR Systematic review OR RCT; Humans, Female	8

Recherche in der Cochrane Library (16.07.2020)

ID	Search	Hits
#1	endometrial cancer	2174
#2	hnpcc	49
#3	lynch syndrome	199
#4	cowden disease	12
#5	cowden syndrome	5
#6	#2 OR #3 OR #4 OR #5	249

#7	#1 AND #6 with Cochrane Library publication date from Jan 2016 to present	17
#8	Cochrane reviews	2

Schlüsselfrage 05



6. Schlüsselfrage 06

Welche Verfahren sind bei der asymptomatischen Frau mit genetischer Disposition geeignet zur Früherkennung des Endometriumkarzinoms im Hinblick auf Lebensqualität, Kurzzeit-/Langzeitmorbidity, Rezidivhäufigkeit, krankheits-spezifisches und Gesamtüberleben?
<u>Population</u> Frauen
<u>Intervention:</u> genetische Faktoren
<u>Comparison:</u> keine genetische Disposition
<u>Outcomes:</u> Auftreten eines EC

Recherche in PubMed (29.06.2020)

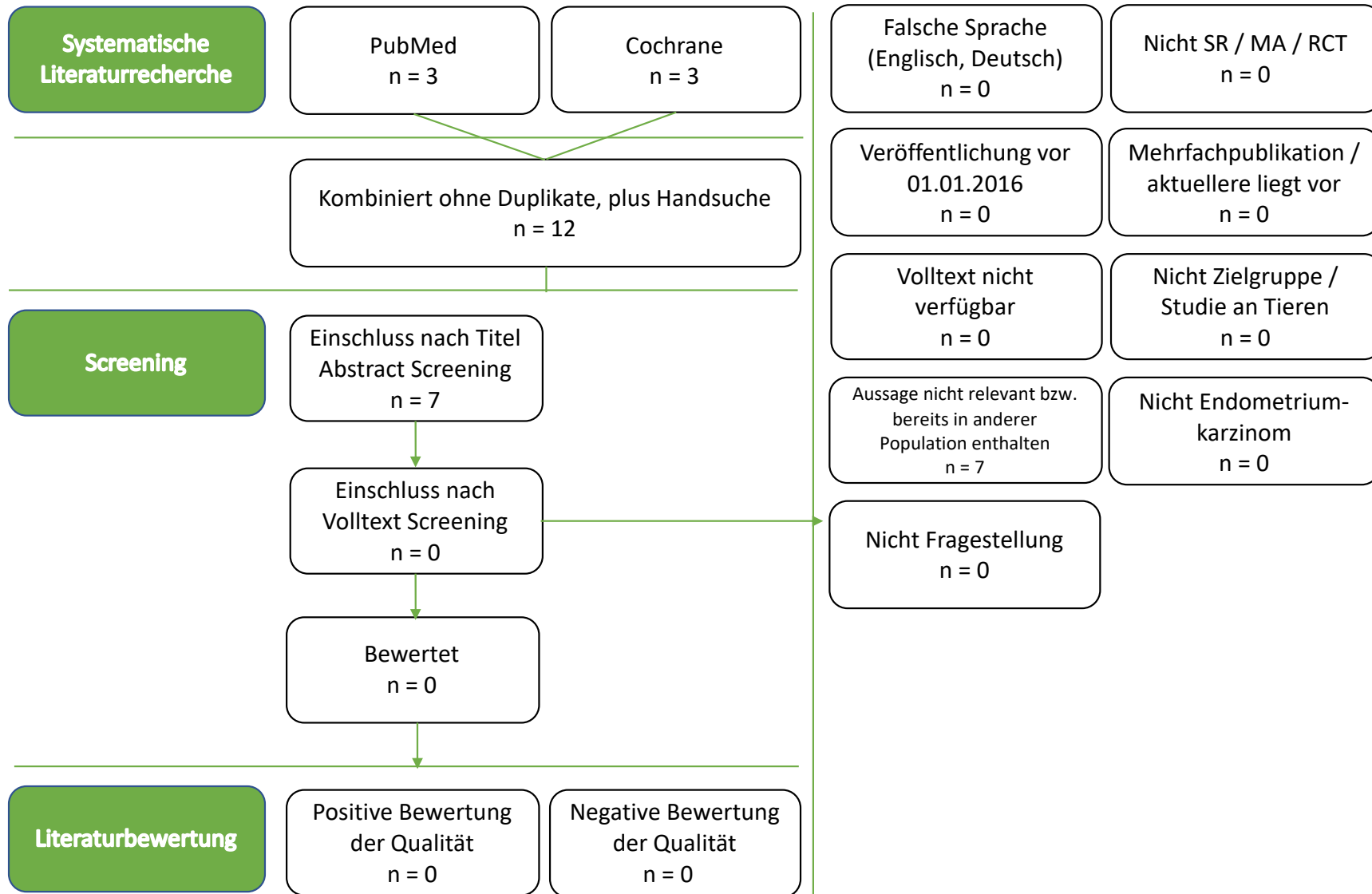
Population		
#1	" Endometrial Neoplasms "[Mesh] OR ((endometria*[tiab] OR endometrium[tiab] OR " Endometrium "[Mesh]) AND (cancer[tiab] OR tumor[tiab] OR tumour[tiab] OR malignan*[tiab] OR " Carcinoma "[Mesh] OR Epithelioma*[tiab] OR carcinoma[tiab] OR neoplas*[tiab] OR " Neoplasms "[Mesh]))	45.428
Intervention bzw. Exposure		
#2	Genetic Predisposition to Disease [Mesh] OR Genetic Susceptibilit*[tiab] OR Genetic Predisposition*[tiab] OR genetical disposition[tiab]	151.762
#3	screen*[tiab] OR early detection[tiab] OR early diagnos*[tiab] OR " Early Diagnosis "[Mesh]	886.618
Kombiniert mit und ohne Filter		
#4	#1 AND #2 AND #3	178
#5	#4 Filters: Publication date from 2016, Language: English OR German; Article type: Systematic review, Meta-Analysis OR Systematic review OR RCT; Humans	3

Recherche in der Cochrane Library (04.11.2020)

ID	Search	Hits
#1	MeSH descriptor: [Endometrial Neoplasms] explode all trees	625
#2	MeSH descriptor: [Endometrium] explode all trees	1064
#3	(endometria* OR endometrium):ti,ab,kw	7382
#4	#2 OR #3	7396
#5	(cancer OR tumor OR tumour OR malignan* OR Epithelioma* OR carcinoma OR neoplas*):ti,ab,kw	212615
#6	MeSH descriptor: [Carcinoma] explode all trees	13478
#7	MeSH descriptor: [Neoplasms] explode all trees	79241
#8	#5 OR #6 OR #7	221851

#9	#4 AND #8	2959
#10	#1 OR #9	2995
#11	("Endometrial Neoplasms" OR ((endometria* OR endometrium OR "Endometrium") AND (cancer OR tumor OR tumour OR malignan* OR "Carcinoma" OR Epithelioma* OR carcinoma OR neoplas* OR "Neoplasms"))):ti,ab,kw	2809
#12	#10 OR #11	2995
#13	(Genetic Predisposition to Disease OR Genetic Susceptibilit* OR Genetic Predisposition* OR genetical disposition):ti,ab,kw	4089
#14	MeSH descriptor: [Genetic Predisposition to Disease] explode all trees	1018
#15	#13 OR #14	4089
#16	(screen* OR early detection OR early diagnos* OR "Early Diagnosis"):ti,ab,kw	95192
#17	MeSH descriptor: [Early Diagnosis] explode all trees	1678
#18	#16 OR #17	95192
#19	#12 AND #15 AND #18	4
#20	#19 with Cochrane Library publication date Between Jan 2016 and Dec 2020, in Cochrane Reviews	0
#21	#19 with Publication Year from 2016 to 2020, in Trials	3

Schlüsselfrage 06



7. Schlüsselfrage 07

Welchen Stellenwert hat die transvaginale Sonographie in der Diagnostik der symptomatischen Frau mit normalem Risiko zum Nachweis eines Endometriumkarzinoms im Hinblick auf Lebensqualität, Kurzzeit-/ Langzeitmorbidity, Rezidivhäufigkeit, krankheitsspezifisches und Gesamtüberleben?
<p><u>Population</u> symptomatische Frau mit</p> <ul style="list-style-type: none"> • 1.normalem Risiko für EC • 2.erhöhtem Risiko für EC (Adipositas, PCO, TAM-Einnahme, DM) ohne genetische Disposition <p><u>Intervention:</u> Diagnostik des Endometriumkarzinomsmittels</p> <ul style="list-style-type: none"> • 1.Ultraschall • 2.Aspiration <p><u>Comparison:</u> Diagnostik des Endometriumkarzinomsmittels</p> <ul style="list-style-type: none"> • 1.frakt. Abrasio ohne HSK • 2.frakt. Abrasio mit HSK <p><u>Outcomes:</u> Änderung Lebensqualität, Kurzzeit-/Langzeitmorbidity, Rezidivhäufigkeit, krankheits-spezifisches und Gesamtüberleben</p>

Recherche in PubMed (13.07.2020)

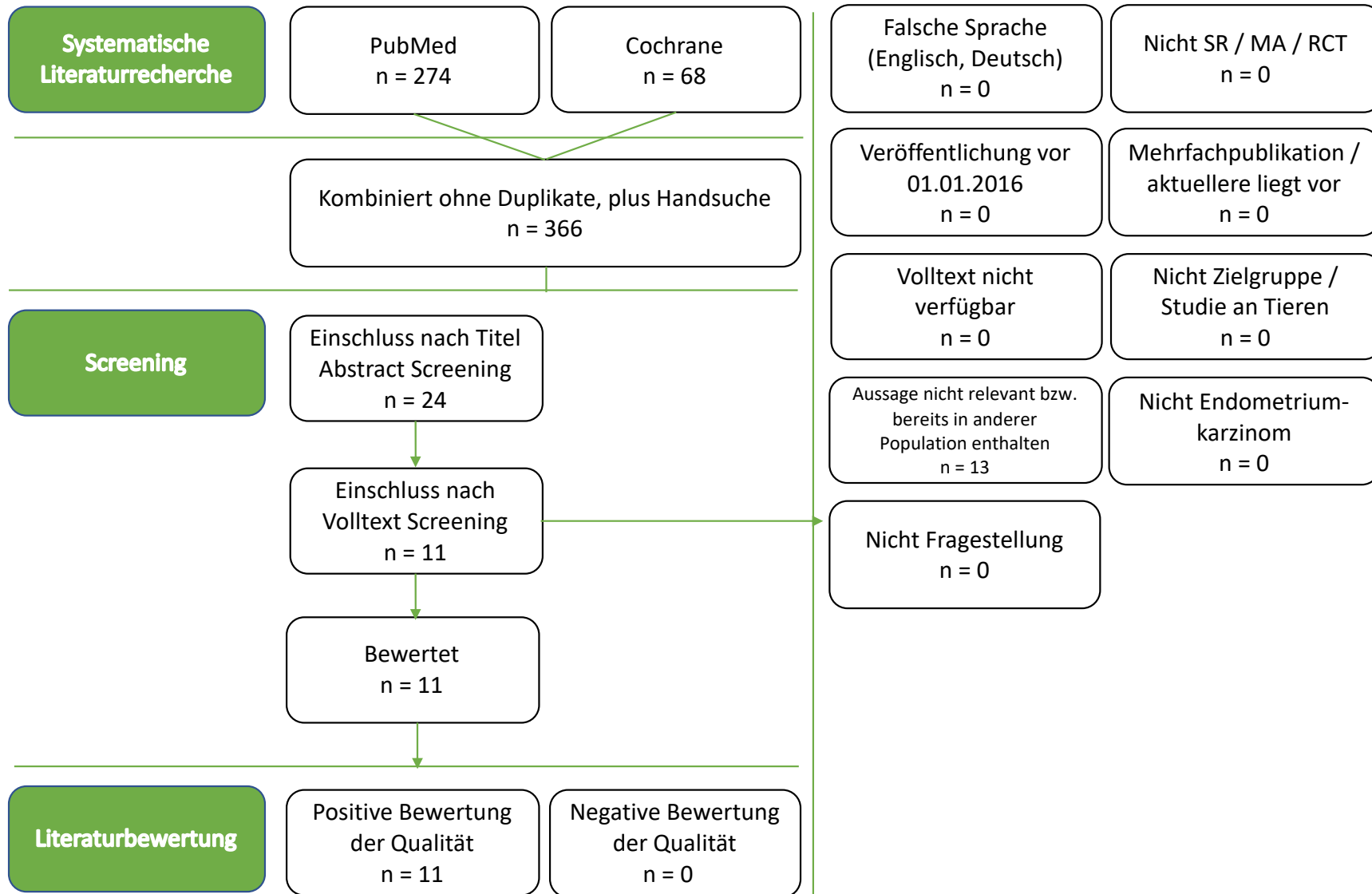
Population		
#1	"Endometrial Neoplasms"[Mesh] OR ((endometria*[tiab] OR endometrium[tiab] OR "Endometrium"[Mesh]) AND (cancer[tiab] OR tumor[tiab] OR tumour[tiab] OR malignan*[tiab] OR "Carcinoma"[Mesh] OR Epithelioma*[tiab] OR carcinoma[tiab] OR neoplas*[tiab] OR "Neoplasms"[Mesh]))	45.525
Intervention bzw. Exposure		
#2	diagnosis	10.157.720
Kombiniert mit und ohne Filter		
#3	#1 AND #2	27.213
#4	#3 Filters: Publication date from 2016, Language: English OR German; Article type: Abstracts; Systematic review, Meta-Analysis OR Systematic review OR RCT; Humans, Female	274

Recherche in der Cochrane Library (13.07.2020)

ID	Search	Hits
----	--------	------

#1	endometrial cancer with Cochrane Library publication date from Jan 2016 to present	1325
#2	Cochrane reviews	68

Schlüsselfrage 07



8. Schlüsselfrage 08

Gibt es bei V. a. Endometriumkarzinom einen sinnvollen Algorithmus von transvaginaler Sonographie, Endometriumbiopsie mittels Aspiration, Abrasio uteri oder Hysteroskopie für die Diagnostik zum Nachweis eines Endometriumkarzinoms bei Frauen mit genetischer Disposition?

Population asymptotische Frau mit

- 1.normalem Risiko für EC
- 2.erhöhtem Risiko für EC (Adipositas, PCO, TAM-Einnahme, DM) ohne genetische Disposition

Intervention: Screening auf EC mittels

- 1.Ultraschall
- 2.zytolog. Beurteilung
- 3.Endometriumbiopsie mittels Aspiration
- 4.Hysteroskopie
- 5.Tumormarker-Bestimmung

Comparison: kein Screening

Outcomes: Änderung Lebensqualität, Kurzzeit-/Langzeitmorbidity, Rezidivhäufigkeit, krankheits-spezifisches und Gesamtüberleben

Recherche in PubMed (13.07.2020)

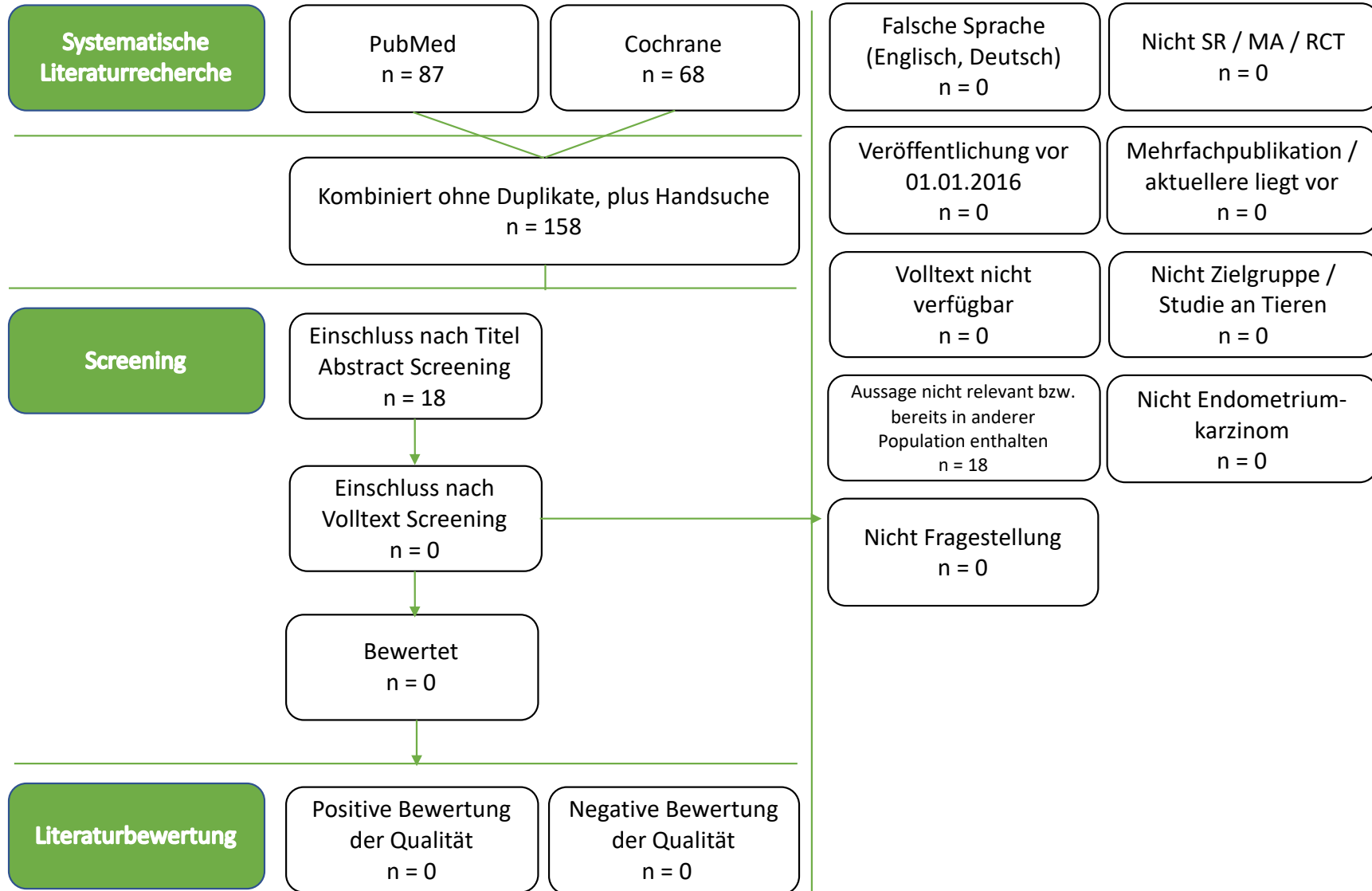
Population		
#1	"Endometrial Neoplasms"[Mesh] OR ((endometria*[tiab] OR endometrium[tiab] OR "Endometrium"[Mesh]) AND (cancer[tiab] OR tumor[tiab] OR tumour[tiab] OR malignan*[tiab] OR "Carcinoma"[Mesh] OR Epithelioma*[tiab] OR carcinoma[tiab] OR neoplas*[tiab] OR "Neoplasms"[Mesh]))	45.525
Intervention bzw. Exposure		
#2	genetic	4.207.234
#3	gene	2.780.303
#4	mutation	1.094.845
#5	hnpcc	5.758
#6	predispositions	252.610
#7	screening	4.966.110
#8	#2 OR #3 OR #4 OR #5 OR #6	4.897.831
#9	#5 AND #7	3.155
Kombiniert ohne Filter		

#10	#8 AND #1	11.267
#11	#10 OR #9	13.766
Kombiniert mit Filter		
#12	#11 AND Filters: Publication date from 2016, Language: English OR German; Article type: Abstracts; Systematic review, Meta-Analysis OR Systematic review OR RCT; Humans, Female	87

Recherche in der Cochrane Library (13.07.2020)

ID	Search	Hits
#1	endometrial cancer with Cochrane Library publication date from Jan 2016 to present	1325
#2	Cochrane reviews	68

Schlüsselfrage 08



9. Schlüsselfrage 09

Welche Bedeutung hat die Endometriumbiopsie mittels Aspiration in der Diagnostik zum Nachweis des Endometriumkarzinoms im Vergleich zur frakt. Abrasio +/- HSK im Hinblick auf Sensitivität/Spezifität/prädiktiven Wert und die möglichen Nebenwirkungen und Risiken?

Population symptomatische Frau mit

- 1. normalem Risiko für EC
- 2. erhöhtem Risiko für EC (Adipositas, PCO, TAM-Einnahme, DM) ohne genetische Disposition

Intervention: Diagnostik des Endometriumkarzinoms mittels

- 1. Ultraschall
- 2. Aspiration

Comparison: Diagnostik des Endometriumkarzinoms mittels

- 1. frakt. Abrasio ohne HSK
- 2. frakt. Abrasio mit HSK

Outcomes: Änderung Lebensqualität, Kurzzeit-/Langzeitmorbidity, Rezidivhäufigkeit, krankheits-spezifisches und Gesamtüberleben

Recherche in PubMed (13.07.2020)

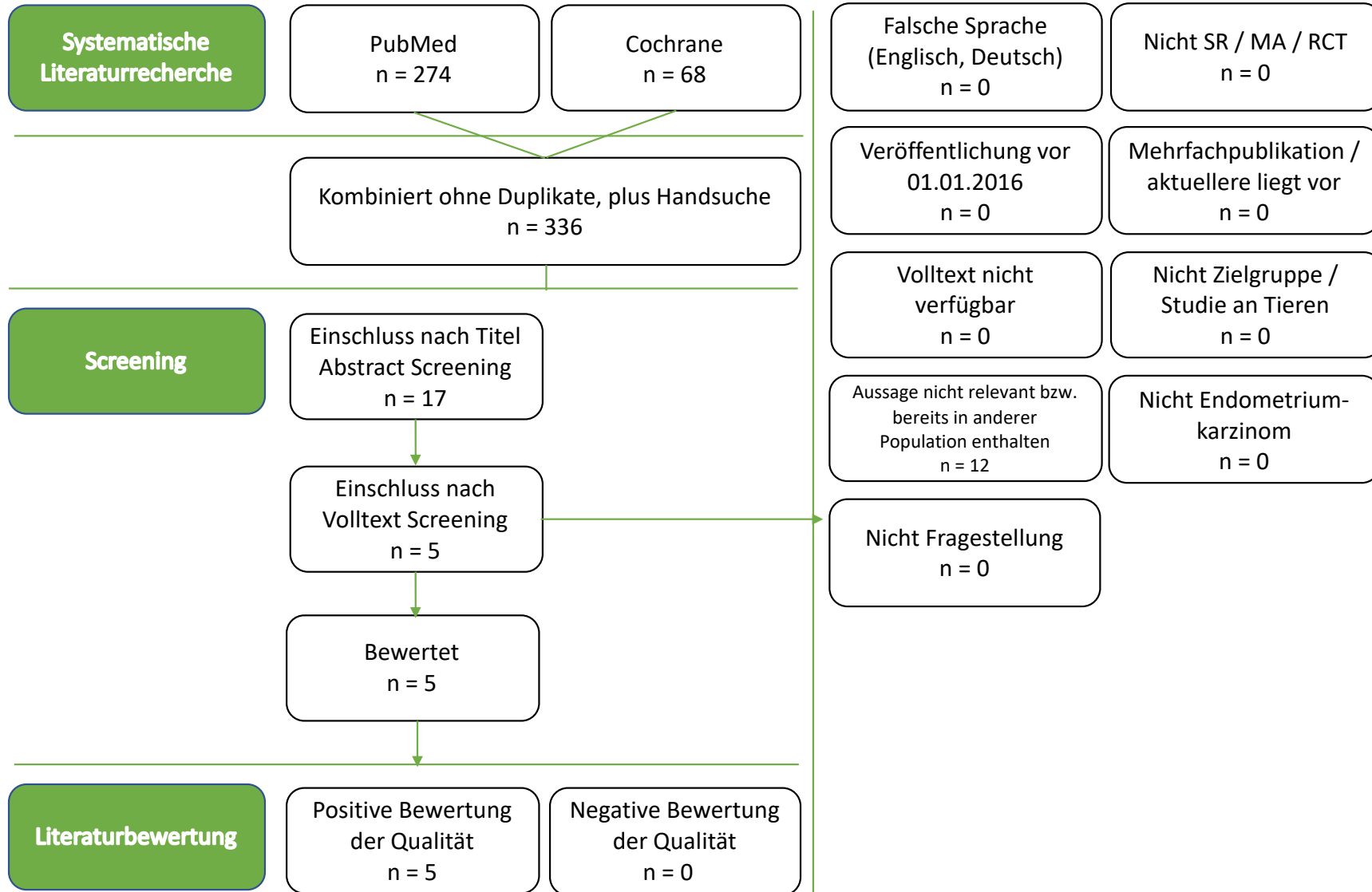
Population		
#1	"Endometrial Neoplasms"[Mesh] OR ((endometria*[tiab] OR endometrium[tiab] OR "Endometrium"[Mesh]) AND (cancer[tiab] OR tumor[tiab] OR tumour[tiab] OR malignan*[tiab] OR "Carcinoma"[Mesh] OR Epithelioma*[tiab] OR carcinoma[tiab] OR neoplas*[tiab] OR "Neoplasms"[Mesh]))	45.525
Intervention bzw. Exposure		
#2	diagnosis	10.157.720
Kombiniert mit und ohne Filter		
#3	#1 AND #2	27.213
#4	#3 Filters: Publication date from 2016, Language: English OR German; Article type: Abstracts; Systematic review, Meta-Analysis OR Systematic review OR RCT; Humans, Female	274

Recherche in der Cochrane Library (13.07.2020)

ID	Search	Hits
----	--------	------

#1	endometrial cancer with Cochrane Library publication date from Jan 2016 to present	1325
#2	Cochrane reviews	68

Schlüsselfrage 09



10. Schlüsselfrage 10

Gibt es bei V.a. Endometriumkarzinom einen sinnvollen Algorithmus von transvaginaler Sonographie, Endometriumbiopsie mittels Aspiration, Abrasio uteri oder Hysteroskopie für die Diagnostik zum Nachweis eines Endometriumkarzinoms bei Frauen mit normalem Risiko?

Population symptomatische Frau mit

- 1.normalem Risiko für EC
- 2.erhöhtem Risiko für EC (Adipositas, PCO, TAM-Einnahme, DM) ohne genetische Disposition

Intervention: Diagnostik des Endometriumkarzinomsmittels

- 1.Ultraschall
- 2.Aspiration

Comparison: Diagnostik des Endometriumkarzinomsmittels

- 1.frakt. Abrasio ohne HSK
- 2.frakt. Abrasio mit HSK

Outcomes: Änderung Lebensqualität, Kurzzeit-/Langzeitmorbidity, Rezidivhäufigkeit, krankheits-spezifisches und Gesamtüberleben

Recherche in PubMed (13.07.2020)

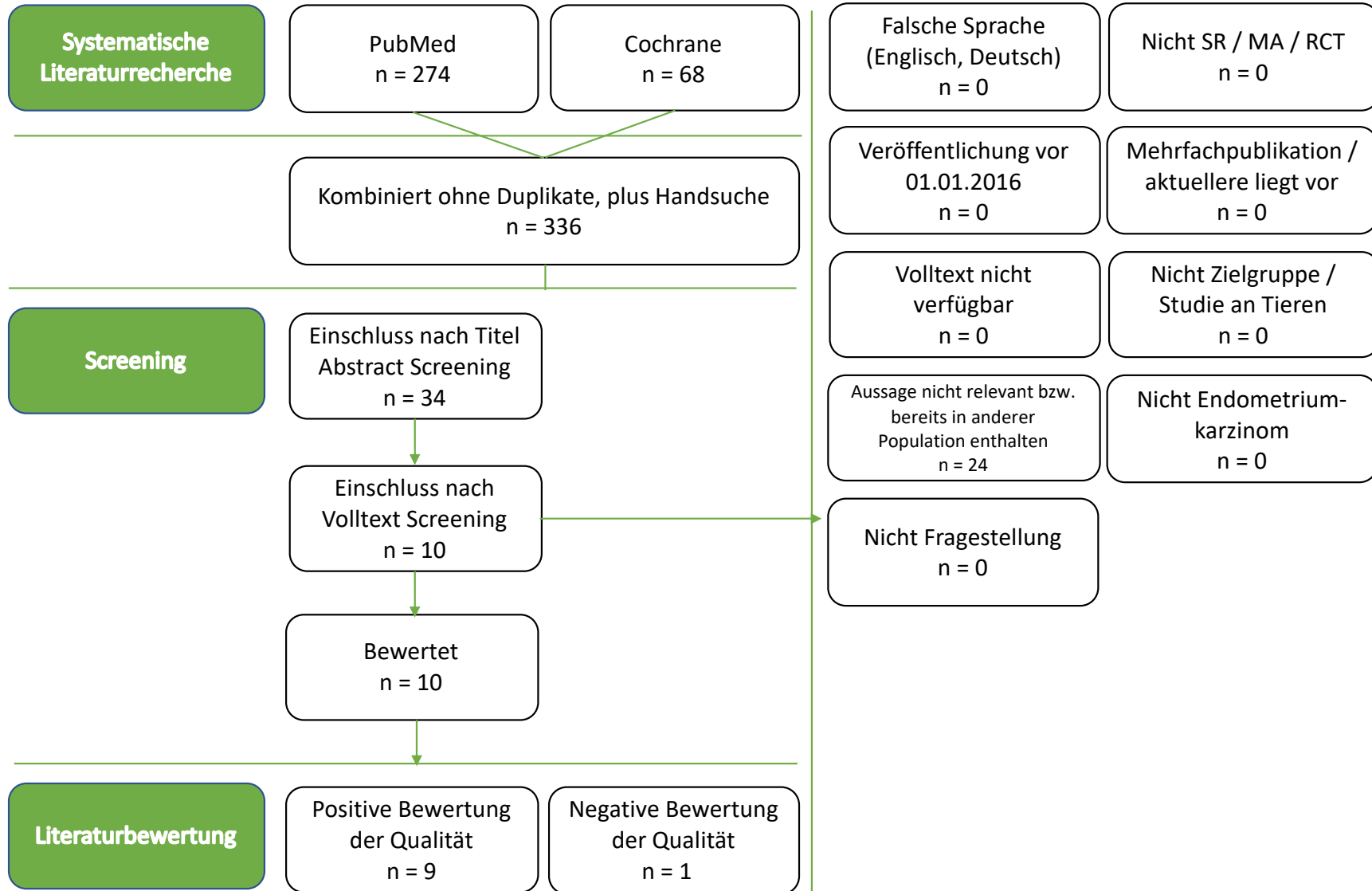
Population		
#1	"Endometrial Neoplasms"[Mesh] OR ((endometria*[tiab] OR endometrium[tiab] OR "Endometrium"[Mesh]) AND (cancer[tiab] OR tumor[tiab] OR tumour[tiab] OR malignan*[tiab] OR "Carcinoma"[Mesh] OR Epithelioma*[tiab] OR carcinoma[tiab] OR neoplas*[tiab] OR "Neoplasms"[Mesh]))	45.525
Intervention bzw. Exposure		
#2	diagnosis	10.157.720
Kombiniert mit und ohne Filter		
#3	#1 AND #2	27.213
#4	#3 Filters: Publication date from 2016, Language: English OR German; Article type: Abstracts; Systematic review, Meta-Analysis OR Systematic review OR RCT; Humans, Female	274

Recherche in der Cochrane Library (13.07.2020)

ID	Search	Hits
----	--------	------

#1	endometrial cancer with Cochrane Library publication date from Jan 2016 to present	1325
#2	Cochrane reviews	68

Schlüsselfrage 10



11. Schlüsselfrage 11

Gibt es bei V.a. Endometriumkarzinom einen sinnvollen Algorithmus von transvaginaler Sonographie, Endometriumbiopsie mittels Aspiration, Abrasio uteri oder Hysteroskopie für die Diagnostik zum Nachweis eines Endometriumkarzinoms bei Frauen mit hohem Risiko?

Population symptomatische Frau mit

- 1.normalem Risiko für EC
- 2.erhöhtem Risiko für EC (Adipositas, PCO, TAM-Einnahme, DM) ohne genetische Disposition

Intervention: Diagnostik des Endometriumkarzinomsmittels

- 1.Ultraschall
- 2.Aspiration

Comparison: Diagnostik des Endometriumkarzinomsmittels

- 1.frakt. Abrasio ohne HSK
- 2.frakt. Abrasio mit HSK

Outcomes: Änderung Lebensqualität, Kurzzeit-/Langzeitmorbidity, Rezidivhäufigkeit, krankheits-spezifisches und Gesamtüberleben

Recherche in PubMed (13.07.2020)

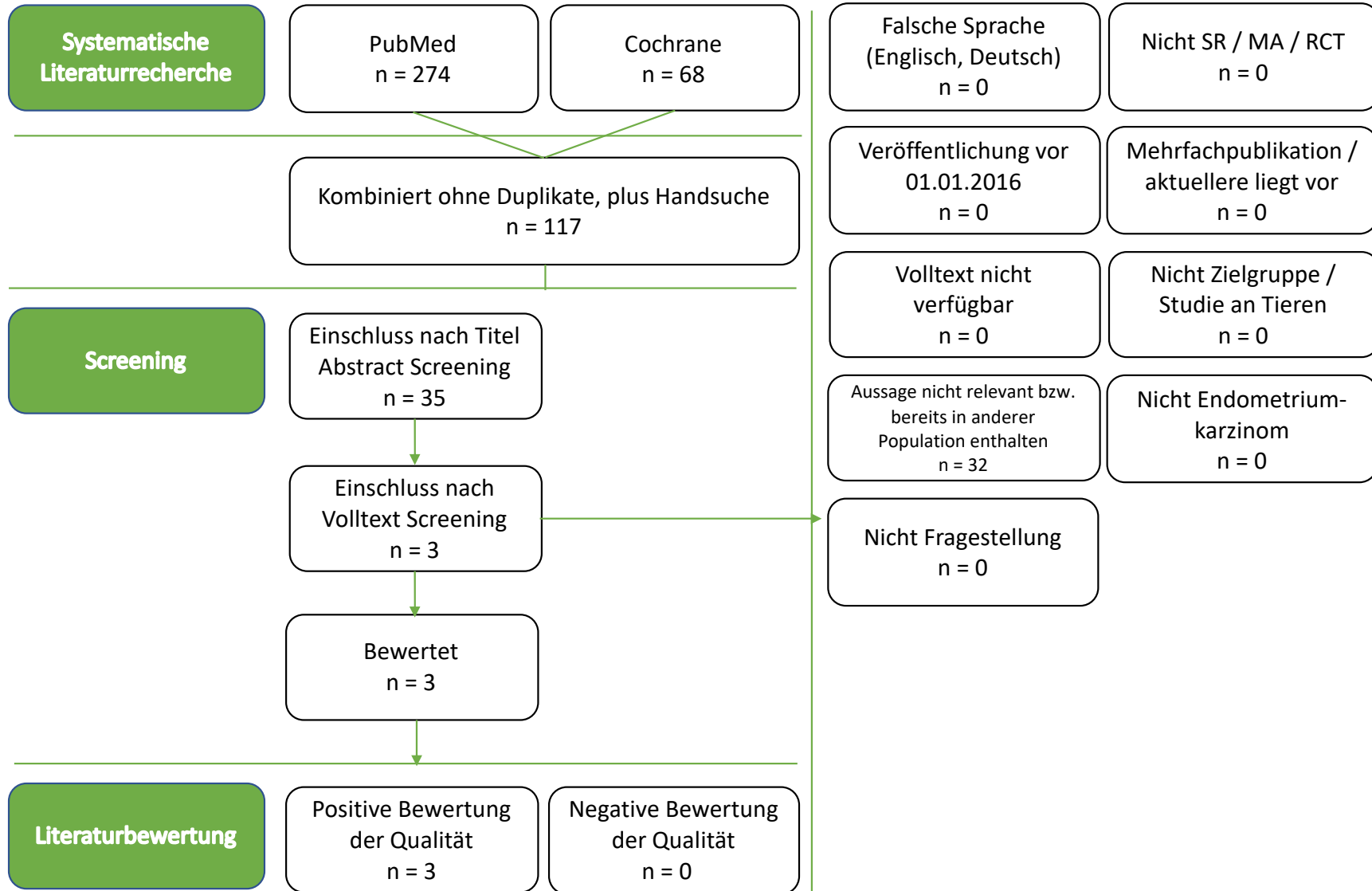
Population		
#1	"Endometrial Neoplasms"[Mesh] OR ((endometria*[tiab] OR endometrium[tiab] OR "Endometrium"[Mesh]) AND (cancer[tiab] OR tumor[tiab] OR tumour[tiab] OR malignan*[tiab] OR "Carcinoma"[Mesh] OR Epithelioma*[tiab] OR carcinoma[tiab] OR neoplas*[tiab] OR "Neoplasms"[Mesh]))	45.525
Intervention bzw. Exposure		
#2	diagnosis	10.157.720
Kombiniert mit und ohne Filter		
#3	#1 AND #2	27.213
#4	#3 Filters: Publication date from 2016, Language: English OR German; Article type: Abstracts; Systematic review, Meta-Analysis OR Systematic review OR RCT; Humans, Female	274

Recherche in der Cochrane Library (13.07.2020)

ID	Search	Hits
----	--------	------

#1	endometrial cancer with Cochrane Library publication date from Jan 2016 to present	1325
#2	Cochrane reviews	68

Schlüsselfrage 11



12. Schlüsselfrage 12

Gibt es bei V.a. Endometriumkarzinom einen sinnvollen Algorithmus von transvaginaler Sonographie, Endometriumbiopsie mittels Aspiration, Abrasio uteri oder Hysteroskopie für die Diagnostik zum Nachweis eines Endometriumkarzinoms bei Frauen mit normalem oder erhöhtem Risiko?
<p><u>Population</u> asymptotische Frau mit</p> <ul style="list-style-type: none"> • 1.normalem Risiko für EC • 2.erhöhtem Risiko für EC (Adipositas, PCO, TAM-Einnahme, DM) ohne genetische Disposition <p><u>Intervention:</u> Screening auf EC mittels</p> <ul style="list-style-type: none"> • 1.Ultraschall • 2.zytolog. Beurteilung • 3.Endometriumbiopsie mittels Aspiration • 4.Hysteroskopie • 5.Tumormarker-Bestimmung <p><u>Comparison:</u> kein Screening</p> <p><u>Outcomes:</u> Änderung Lebensqualität, Kurzzeit-/Langzeitmorbidity, Rezidivhäufigkeit, krankheits-spezifisches und Gesamtüberleben</p>

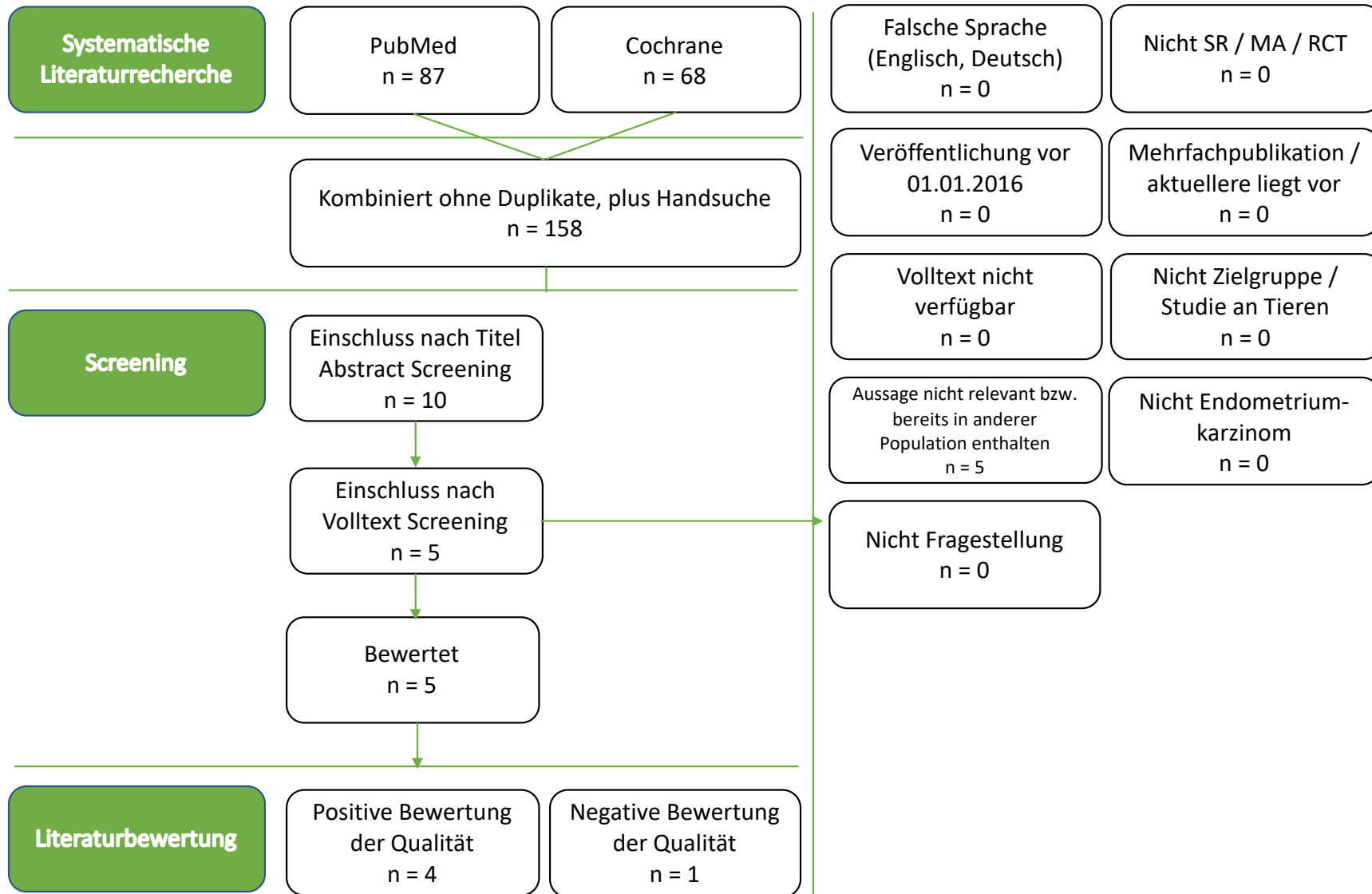
Recherche in PubMed (13.07.2020)

Population		
#1	"Endometrial Neoplasms"[Mesh] OR ((endometria*[tiab] OR endometrium[tiab] OR "Endometrium"[Mesh]) AND (cancer[tiab] OR tumor[tiab] OR tumour[tiab] OR malignan*[tiab] OR "Carcinoma"[Mesh] OR Epithelioma*[tiab] OR carcinoma[tiab] OR neoplas*[tiab] OR "Neoplasms"[Mesh]))	45.525
Intervention bzw. Exposure		
#2	genetic	4.207.234
#3	gene	2.780.303
#4	mutation	1.094.845
#5	hnpcc	5.758
#6	predispositions	252.610
#7	screening	4.966.110
#8	#2 OR #3 OR #4 OR #5 OR #6	4.897.831
#9	#5 AND #7	3.155
Kombiniert ohne Filter		

#10	#8 AND #1	11.267
#11	#10 OR #9	13.766
Kombiniert mit Filter		
#12	#11 AND Filters: Publication date from 2016, Language: English OR German; Article type: Abstracts; Systematic review, Meta-Analysis OR Systematic review OR RCT; Humans, Female	87

ID	Search	Hits
#1	endometrial cancer with Cochrane Library publication date from Jan 2016 to present	1325
#2	Cochrane reviews	68

Schlüsselfrage 12



13. Schlüsselfrage 13

<p>Welchen Stellenwert haben bildgebende Verfahren wie MRT, CT, PET-CT, PET-MRT und US präoperativ für die lokale und systemische Ausbreitungsdiagnostik des histologisch gesicherten primären Endometriumkarzinoms im Hinblick auf eine Änderung der operativen Strategie sowie auf Lebensqualität, Kurzzeit-/Langzeitmorbidity, Rezidivhäufigkeit, krankheitsspezifisches und Gesamtüberleben?</p>
<p><u>Population:</u> Frauen mit histologisch gesichertem EC</p>
<p><u>Intervention:</u> präoperative lokale und systemische Ausbreitungsdiagnostik mittels</p> <ol style="list-style-type: none"> 1. MRT 2. CT 3. PET-CT 4. US 5. PET-MRT
<p><u>Comparison:</u> keine Ausbreitungs-diagnostik</p>
<p><u>Outcomes:</u></p> <ol style="list-style-type: none"> 1. Änderung der operativen Strategie 2. Änderung Lebensqualität, Kurzzeit-/ Langzeitmorbidity, Rezidivhäufigkeit, krankheitsspezifisches und Gesamtüberleben

Suche in PubMed (29.06.2020)

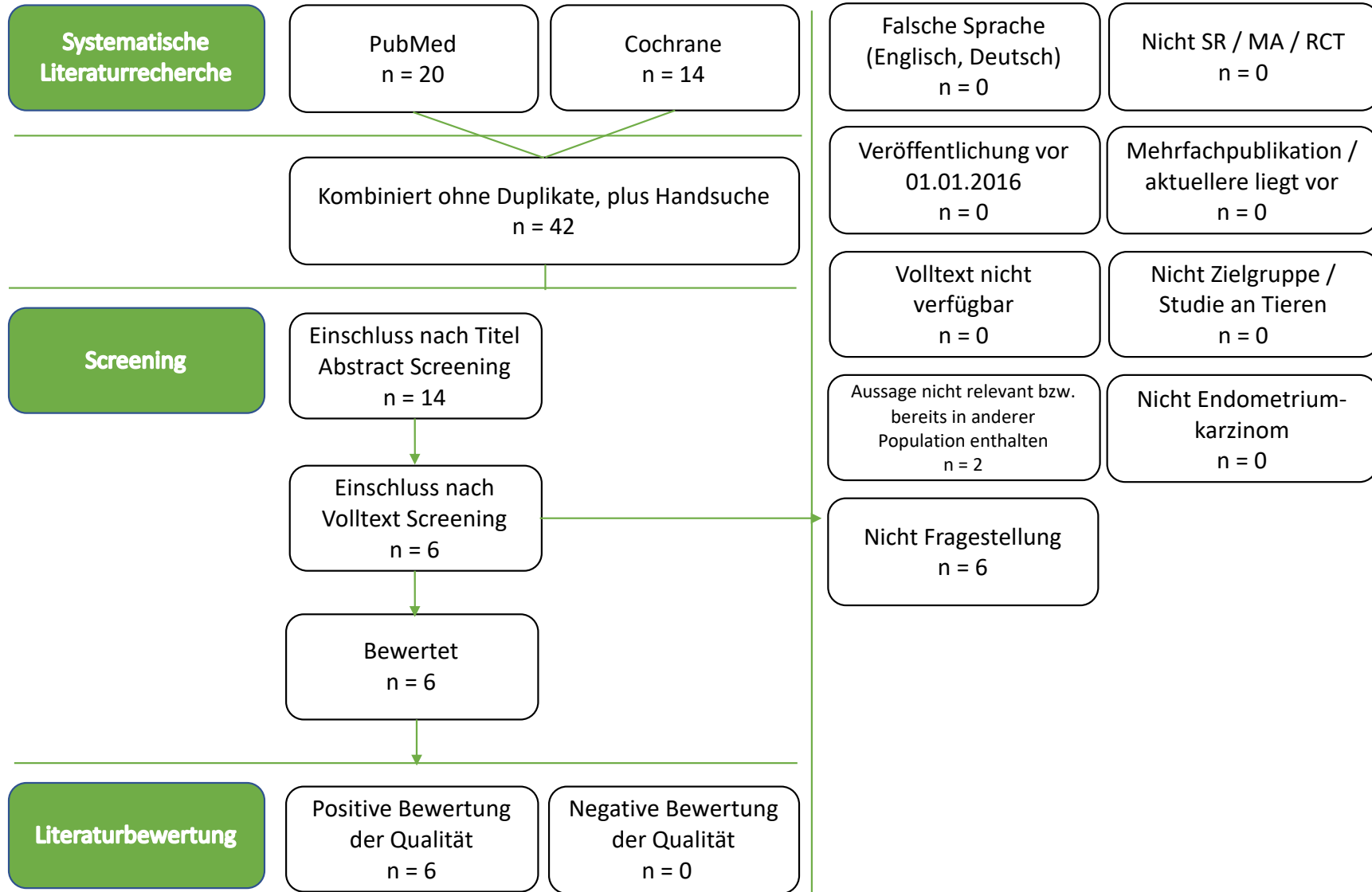
#1	endometrial cancer AND MRT Filters: Publication date from 2016, Language: English OR German; Article type: Systematic review, Meta-Analysis OR Systematic review OR RCT; Humans	0
#2	endometrial cancer AND CT Filters: Publication date from 2016, Language: English OR German; Article type: Systematic review, Meta-Analysis OR Systematic review OR RCT; Humans	12
#3	endometrial cancer AND PET-CT Filters: Publication date from 2016, Language: English OR German; Article type: Systematic review, Meta-Analysis OR Systematic review OR RCT; Humans	4
#4	endometrial cancer AND PET-MRT Filters: Publication date from 2016, Language: English OR German; Article type: Systematic review, Meta-Analysis OR Systematic review OR RCT; Humans	0
#5	endometrial cancer AND sonography Filters: Publication date from 2016, Language: English OR German; Article type: Systematic review, Meta-Analysis OR Systematic review OR RCT; Humans	8

#6	#1 OR #2 OR #3 OR #4 OR #5	20
----	----------------------------	----

Recherche in der Cochrane Library (04.11.2020)

ID	Search	Hits
#1	MeSH descriptor: [Endometrial Neoplasms] explode all trees	611
#2	MeSH descriptor: [Endometrium] explode all trees	1056
#3	(endometria* OR endometrium):ti,ab,kw	6393
#4	#2 OR #3	6550
#5	(cancer OR tumor OR tumour OR malignan* OR Epithelioma* OR carcinoma OR neoplas*):ti,ab,kw	212592
#6	MeSH descriptor: [Carcinoma] explode all trees	13246
#7	MeSH descriptor: [Neoplasms] explode all trees	77765
#8	#5 OR #6 OR #7	224079
#9	#4 AND #8	2647
#10	#1 OR #9	2681
#11	Endometrial Neoplasms OR ((endometria* OR endometrium OR "Endometrium") AND (cancer OR tumor OR tumour OR malignan* OR "Carcinoma" OR Epithelioma* OR carcinoma OR neoplas* OR "Neoplasms"))	2939
#12	#10 OR #11	3103
#13	(preoperative staging OR pre-operative staging OR staging, pre-operative OR staging, preoperative):ti,ab,kw	6427
#14	Neoplasm Staging OR staging OR classification	62932
#15	MeSH descriptor: [Neoplasm Staging] explode all trees	6292
#16	#14 OR #15	62932
#17	(pre-operative OR preoperative):ti,ab,kw	5077
#18	#16 AND #17	543
#19	#13 OR #18	6427
#20	#12 AND #19	88
#21	#20 with Cochrane Library publication date Between Jan 2016 and Dec 2020, in Cochrane Reviews	14

Schlüsselfrage 13



14. Schlüsselfrage 14

Welches operative Standardverfahren ist bei Vorliegen einer atypischen Hyperplasie indiziert?

Population Frauen mit atypischer Hyperplasie

Intervention: Hysterektomie cum Adnexexstirpation bds.

Comparison: Konservative Therapie Hysterektomie sine Adnexexstirpation

Outcomes: Morbidität, Mortalität, Lebensqualität

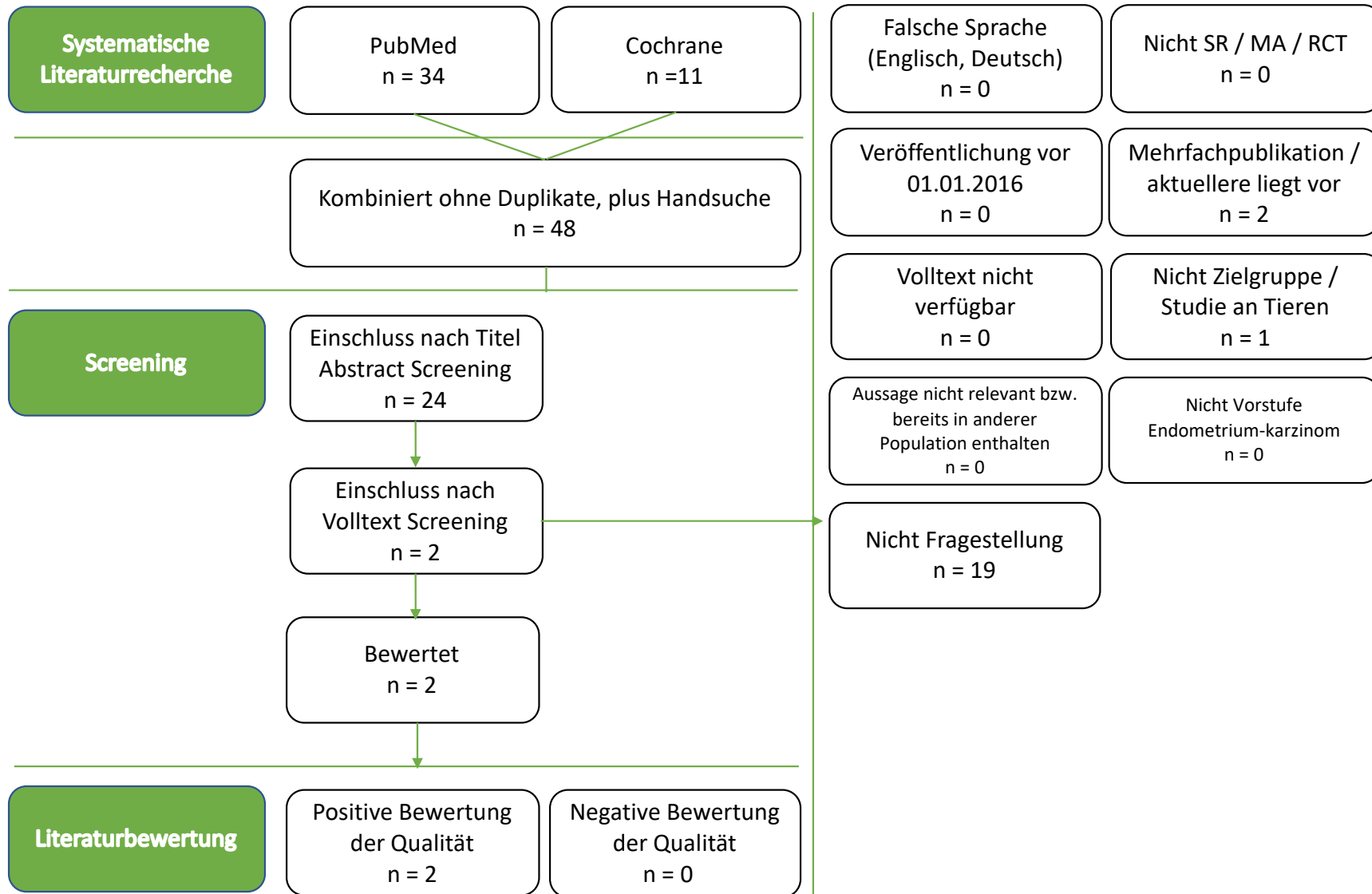
Suche in PubMed (13.07.2020)

#1	atypical hyperplasia	6.714
#2	#1 Filters: Publication date from 2016, Language: English OR German; Article type: Abstracts; Systematic review, Meta-Analysis OR Systematic review OR RCT; Humans, Female	34

Recherche in Cochrane Library (13.07.2020)

ID	Search	Hits
#1	atypical hyperplasia with Cochrane Library publication date from Jan 2016 to present	126
#2	Cochrane Reviews	11

Schlüsselfrage 14



15. Schlüsselfrage 15

<p>Unter welchen Voraussetzungen können bei Vorliegen einer atypischen Hyperplasie die Adnexe belassen werden im Hinblick auf Lebensqualität, Kurzzeit-/Langzeitmorbidity, Rezidivhäufigkeit, krankheitsspezifisches und Gesamtüberleben?</p>
<p><u>Population</u> Frauen mit atypischer Hyperplasie</p>
<p><u>Intervention:</u> Hysterektomie cum Adnexektomie bds.</p>
<p><u>Comparison:</u> Konservative Therapie Hysterektomie sine Adnexektomie</p>
<p><u>Outcomes:</u> Morbidity, Mortality, Lebensqualität</p>

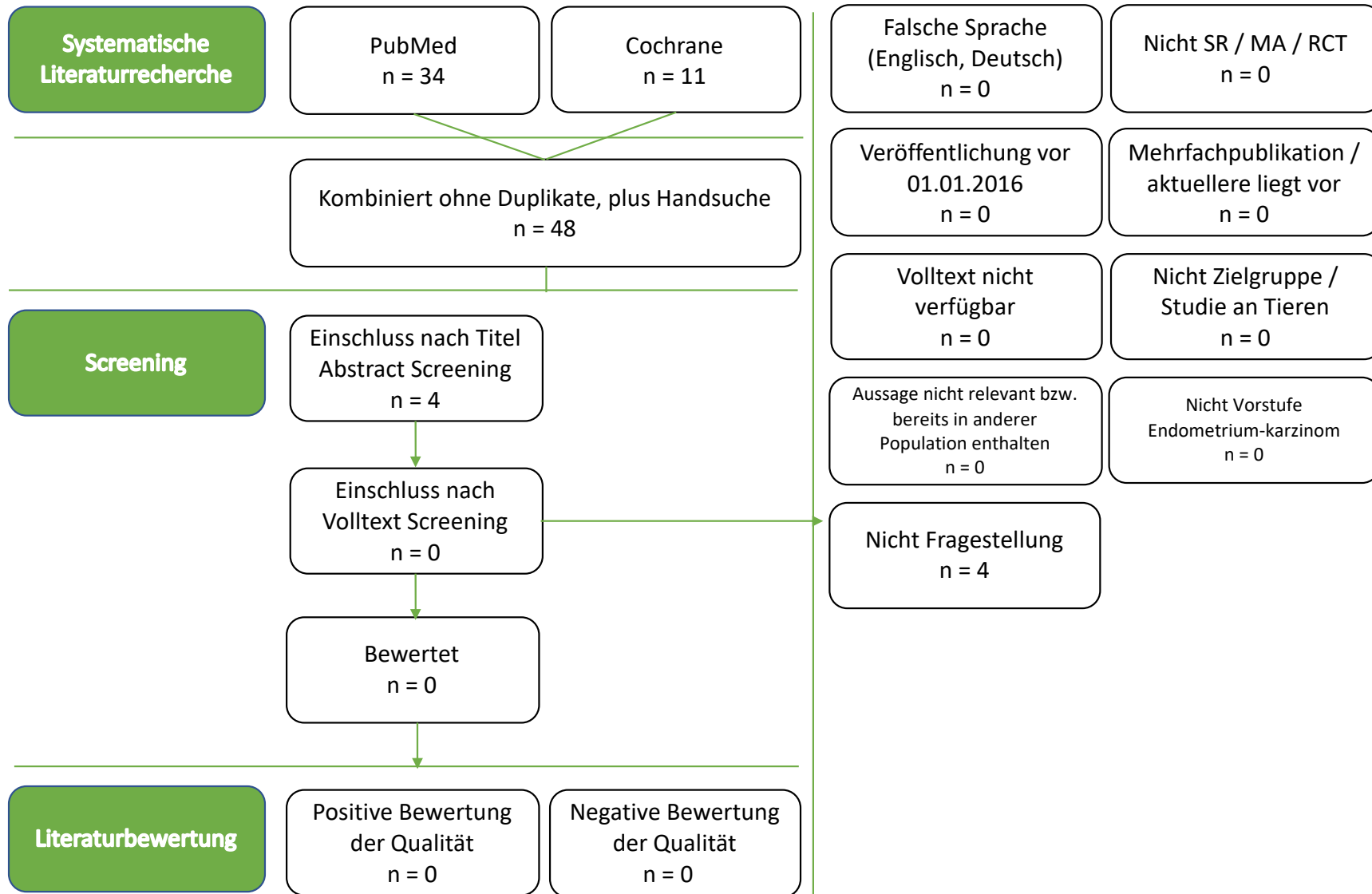
Suche in PubMed (13.07.2020)

#1	atypical hyperplasia	6.714
#2	#1 Filters: Publication date from 2016, Language: English OR German; Article type: Abstracts; Systematic review, Meta-Analysis OR Systematic review OR RCT; Humans, Female	34

Recherche in Cochrane Library (13.07.2020)

ID	Search	Hits
#1	atypical hyperplasia with Cochrane Library publication date from Jan 2016 to present	126
#2	Cochrane Reviews	11

Schlüsselfrage 15



16. Schlüsselfrage 16

Welches operative Standardverfahren ist bei Vorliegen eines frühen Endometriumkarzinoms (Typ 1, G1, G2, pT1a) indiziert?
<u>Population</u> Frauen mit frühem EC (frühes EC = Typ-I-EC G1, G2, pt1a), Frauen mit atypischer Hyperplasie
<u>Intervention:</u> Hysterektomie cum Adnexektomie, beidseitig
<u>Comparison:</u> konservative Therapie Hysterektomie sine Adnexektomie
<u>Outcomes:</u> Morbidität, Lebensqualität, Rezidivhäufigkeit, krankheits-spezifisches Überleben, Gesamtüberleben

Suche in PubMed (29.06.2020)

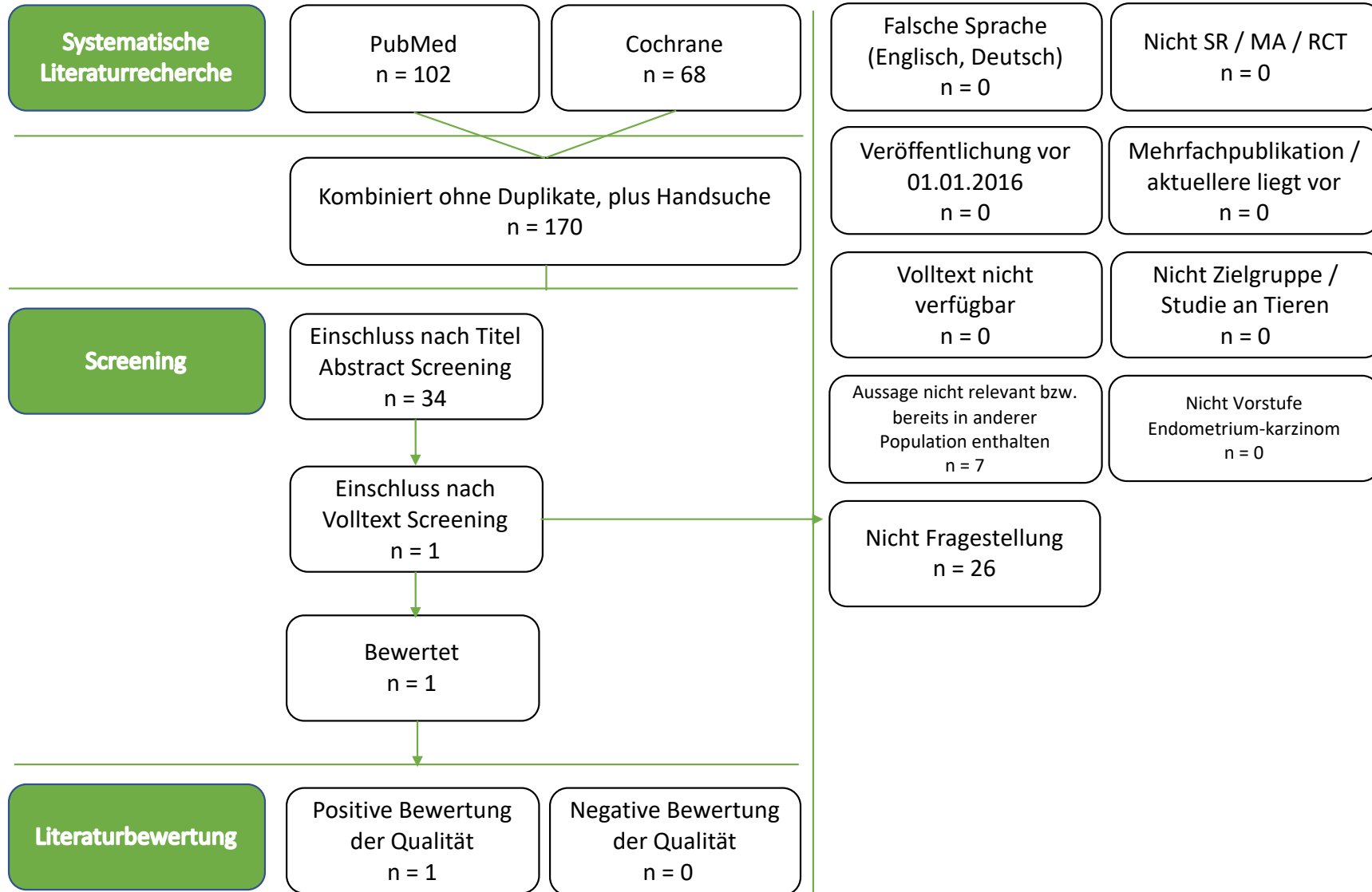
Population		
#1	"Endometrial Neoplasms"[Mesh] OR ((endometria*[tiab] OR endometrium[tiab] OR "Endometrium"[Mesh]) AND (cancer[tiab] OR tumor[tiab] OR tumour[tiab] OR malignan*[tiab] OR "Carcinoma"[Mesh] OR Epithelioma*[tiab] OR carcinoma[tiab] OR neoplas*[tiab] OR "Neoplasms"[Mesh]))	45.415
Intervention bzw. Exposure		
#2	General Surgery[Mesh] OR surger*[tiab] OR surgical[tiab]	1.858.512
Kombiniert mit und ohne Filter		
#3	#1 AND #2	8.294
#4	#3 Filters: Publication date from 2016, Language: English OR German; Article type: Systematic review, Meta-Analysis OR Systematic review OR RCT; Humans	102

Recherche in der Cochrane Library (04.11.2020)

ID	Search	Hits
#1	MeSH descriptor: [Endometrial Neoplasms] explode all trees	625
#2	MeSH descriptor: [Endometrium] explode all trees	1064
#3	(endometria* OR endometrium):ti,ab,kw	7382
#4	#2 OR #3	7396
#5	(cancer OR tumor OR tumour OR malignan* OR Epithelioma* OR carcinoma OR neoplas*):ti,ab,kw	212615
#6	MeSH descriptor: [Carcinoma] explode all trees	13478
#7	MeSH descriptor: [Neoplasms] explode all trees	79241
#8	#5 OR #6 OR #7	221851

#9	#4 AND #8	2959
#10	#1 OR #9	2995
#11	("Endometrial Neoplasms" OR ((endometria* OR endometrium OR "Endometrium") AND (cancer OR tumor OR tumour OR malignan* OR "Carcinoma" OR Epithelioma* OR carcinoma OR neoplas* OR "Neoplasms"))):ti,ab,kw	2809
#12	#10 OR #11	2995
#13	(General Surgery OR surger* OR operat* OR surgical):ti,ab,kw	271989
#14	MeSH descriptor: [General Surgery] explode all trees	351
#15	#13 OR #14	271989
#16	#12 AND #15	1089
#17	#16 with Cochrane Library publication date Between Jan 2016 and Dec 2020, in Cochrane Reviews	16

Schlüsselfrage 16



17. Schlüsselfrage 17

<p>Unter welchen Voraussetzungen können bei prä-, peri- und postmenopausalen Frauen mit Endometriumkarzinom die Ovarien belassen werden im Hinblick auf Lebensqualität, Kurzzeit-/Langzeitmorbidity, Rezidivhäufigkeit, krankheitsspezifisches und Gesamtüberleben?</p>
<p><u>Population</u></p> <ul style="list-style-type: none"> Frauen -prämenopausal -perimenopausal -postmenopausal mit atypischer Hyperplasie Frauen -prämenopausal, -perimenopausal, -postmenopausal mit frühem EC
<p><u>Intervention:</u> Hysterektomie cum Adnexektomie, beidseitig</p>
<p><u>Comparison:</u> konservative Therapie Hysterektomie sine Adnexektomie</p>
<p><u>Outcomes:</u> Morbidity, Lebensqualität, Rezidivhäufigkeit, krankheits-spezifisches Überleben, Gesamtüberleben</p>

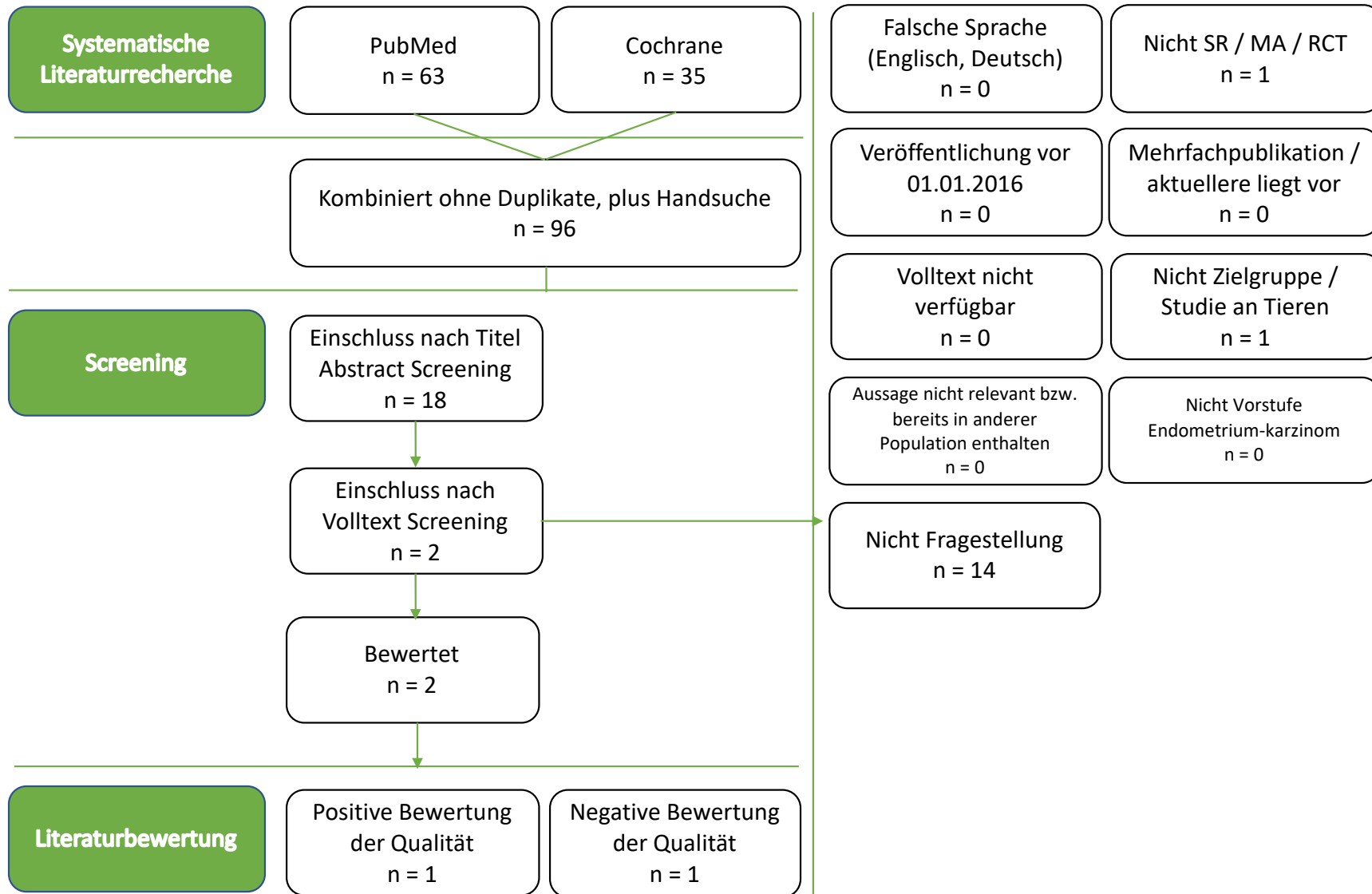
Recherche in PubMed (29.06.2020)

Population		
#1	"Endometrial Neoplasms"[Mesh] OR ((endometria*[tiab] OR endometrium[tiab] OR "Endometrium"[Mesh]) AND (cancer[tiab] OR tumor[tiab] OR tumour[tiab] OR malignan*[tiab] OR "Carcinoma"[Mesh] OR Epithelioma*[tiab] OR carcinoma[tiab] OR neoplas*[tiab] OR "Neoplasms"[Mesh]))	45.415
#2	Endometrial Hyperplasia[Mesh] OR endometrial hyperplas*[tiab]	5.139
#3	#1 OR #2	46.801
Intervention bzw. Exposure		
#4	Hysterectomy[Mesh] OR hysterectom*[tiab]	48.342
#5	Fertility Preservation[Mesh] OR fertility preservation[tiab] OR fertility sparing treatment[tiab] OR ovarian preservation*[tiab] OR ovary preservation[tiab] OR ovary sparing[tiab] OR ovarian sparing[tiab]	4.830
#6	#4 OR #5	52.702
Kombiniert mit und ohne Filter		
#7	#3 AND #6	6.604
#8	#7 Filters: Publication date from 2016, Language: English OR German; Article type: Systematic review, Meta-Analysis OR Systematic review OR RCT; Humans	63

Recherche in Cochrane Library (04.11.2020)

ID	Search	Hits
#1	MeSH descriptor: [Endometrial Neoplasms] explode all trees	625
#2	MeSH descriptor: [Endometrium] explode all trees	1064
#3	(endometria* OR endometrium):ti,ab,kw	7382
#4	#2 OR #3	7396
#5	(cancer OR tumor OR tumour OR malignan* OR Epithelioma* OR carcinoma OR neoplas*):ti,ab,kw	212615
#6	MeSH descriptor: [Carcinoma] explode all trees	13478
#7	MeSH descriptor: [Neoplasms] explode all trees	79241
#8	#5 OR #6 OR #7	221851
#9	#4 AND #8	2959
#10	#1 OR #9	2995
#11	("Endometrial Neoplasms" OR ((endometria* OR endometrium OR "Endometrium") AND (cancer OR tumor OR tumour OR malignan* OR "Carcinoma" OR Epithelioma* OR carcinoma OR neoplas* OR "Neoplasms"))):ti,ab,kw	2809
#12	#10 OR #11	2995
#13	(Endometrial Hyperplasia OR endometrial hyperplas*):ti,ab,kw	635
#14	MeSH descriptor: [Endometrial Hyperplasia] explode all trees	153
#15	#12 OR #13 OR #14	3289
#16	(Hysterectomy OR hysterectom*):ti,ab,kw	7107
#17	MeSH descriptor: [Hysterectomy] explode all trees	1789
#18	(Fertility Preservation OR fertility preservation OR fertility sparing treatment OR ovarian preservation* OR ovary preservation OR ovary sparing OR ovarian sparing):ti,ab,kw	338
#19	MeSH descriptor: [Fertility Preservation] explode all trees	24
#20	#16 OR #17 OR #18 OR #19	7393
#21	#15 AND #20	478
#22	#21 with Cochrane Library publication date Between Jan 2016 and Dec 2020, in Cochrane Reviews	8
#23	#21 with Publication Year from 2016 to 2020, in Trials	180

Schlüsselfrage 17



18. Schlüsselfrage 18

<p>Unter welchen Voraussetzungen können bei Vorliegen eines frühen Endometriumkarzinoms (Typ 1, G1, G2, pT1a) Uterus und Adnexe belassen werden im Hinblick auf Lebensqualität, Kurzzeit-/Langzeitmorbidity, Rezidivhäufigkeit, krankheitsspezifisches und Gesamtüberleben?</p>
<p><u>Population</u> Frauen mit frühem EC</p> <p><u>Intervention:</u> Hysterektomie cum Adnexektomie bds</p> <p><u>Comparison:</u> Konservative Therapie-Hysterektomie sine Adnexektomie</p> <p><u>Outcomes:</u> Morbidity, Mortality, Lebensqualität</p>

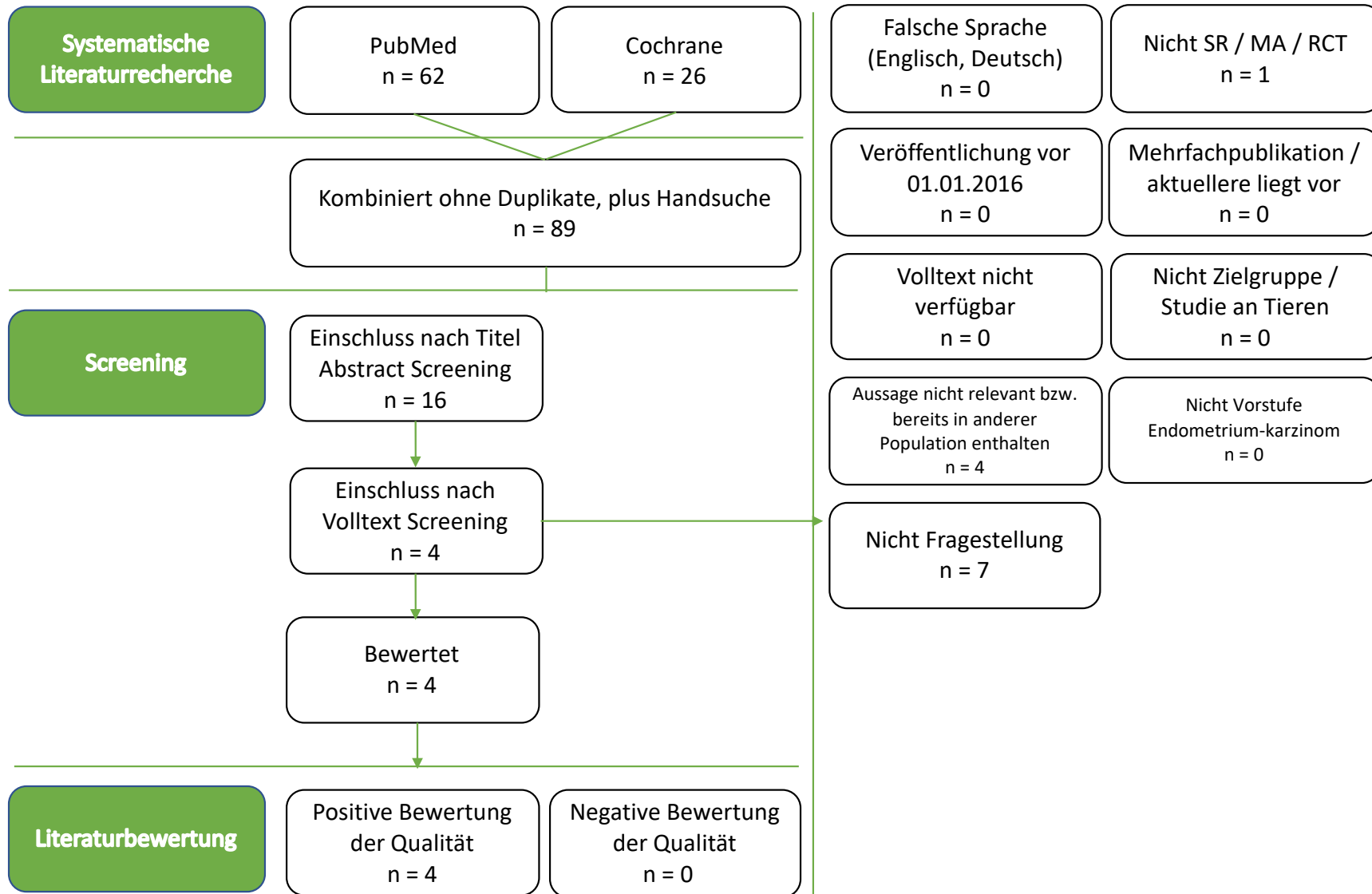
Recherche in PubMed (13.07.2020)

#1	endometrial hyperplasia	6.551
#2	#1 Filters: Publication date from 2016, Language: English OR German; Article type: Abstracts; Systematic review, Meta-Analysis OR Systematic review OR RCT; Humans, Female	62

Recherche in der Cochrane Library (30.07.2020)

ID	Search	Hits
#1	endometrial hyperplasia with Cochrane Library publication date from Jan 2016 to present	310
#2	Cochrane Reviews	26

Schlüsselfrage 18



19. Schlüsselfrage 19

Ist beim Endometriumkarzinom Stadium pT2 die radikale (Piver II oder III) oder einfache Hysterektomie (Piver I) sinnvoller im Hinblick auf Lebensqualität, Kurzzeit-/Langzeitmorbidity, Rezidivhäufigkeit, krankheitsspezifisches und Gesamtüberleben?
<u>Population:</u> Frauen mit EC pT2
<u>Intervention:</u> Radikale Hyster-ektomie gemäß PIVER II oder PIVER III
<u>Comparison:</u> Einfache Hysterektomie gemäß PIVER I
<u>Outcomes:</u> Morbidity, Lebensqualität, Rezidivhäufigkeit, krankheits-spezifisches Überleben, Gesamtüberleben

Recherche in PubMed (29.06.2020)

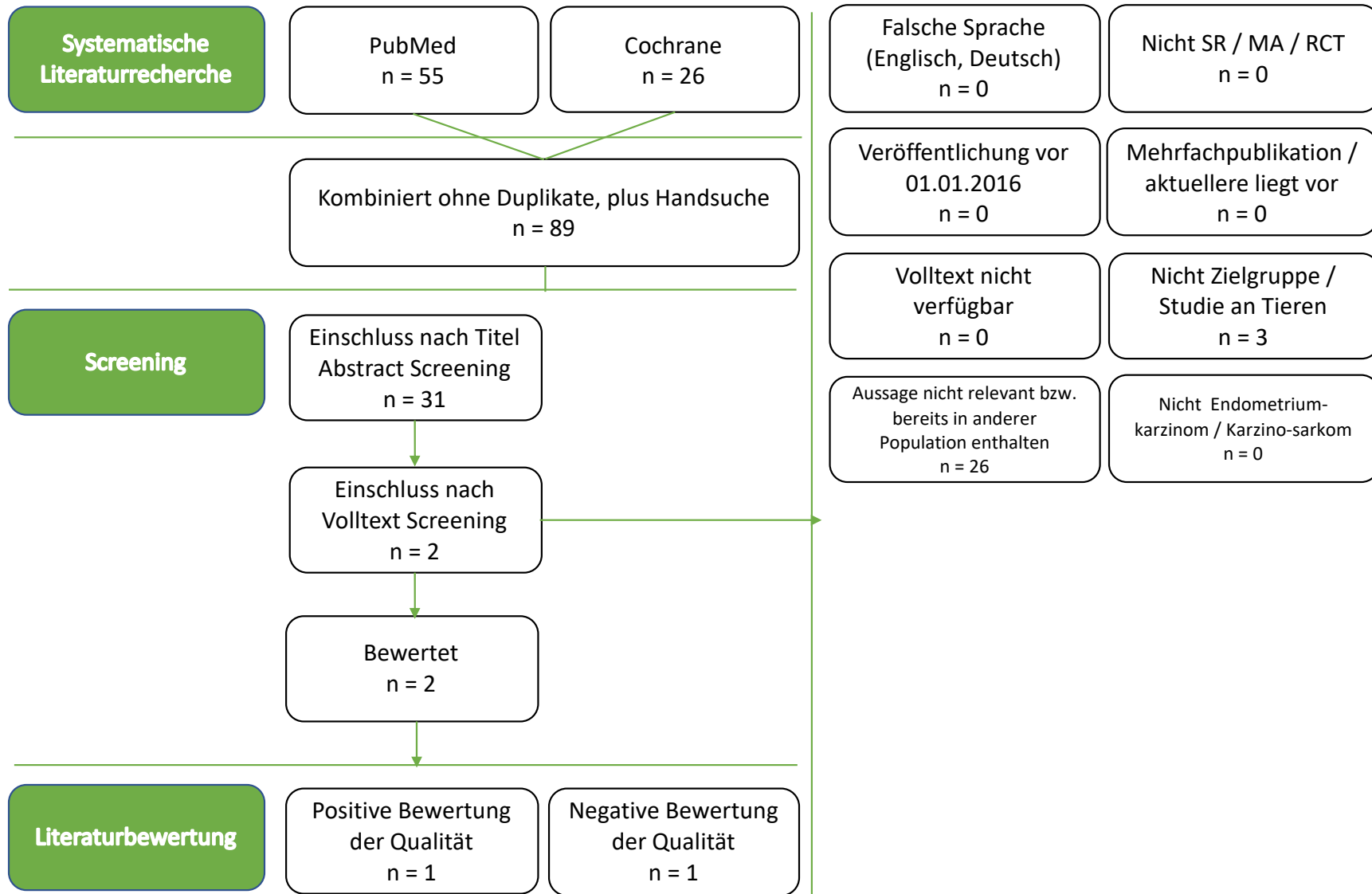
Population		
#1	"Endometrial Neoplasms"[Mesh] OR ((endometria*[tiab] OR endometrium[tiab] OR "Endometrium"[Mesh]) AND (cancer[tiab] OR tumor[tiab] OR tumour[tiab] OR malignan*[tiab] OR "Carcinoma"[Mesh] OR Epithelioma*[tiab] OR carcinoma[tiab] OR neoplas*[tiab] OR "Neoplasms"[Mesh]))	45.415
Intervention bzw. Exposure		
#2	Hysterectomy[Mesh] OR hysterectom*[tiab]	48.342
Kombiniert mit und ohne Filter		
#3	#1 AND #2	6.200
#4	#3 Filters: Publication date from 2016, Language: English OR German; Article type: Systematic review, Meta-Analysis OR Systematic review OR RCT; Humans	55

Recherche in der Cochrane Library (15.05.19)

ID	Search	Hits
#1	MeSH descriptor: [Endometrial Neoplasms] explode all trees	625
#2	MeSH descriptor: [Endometrium] explode all trees	1064
#3	(endometria* OR endometrium):ti,ab,kw	7382
#4	#2 OR #3	7396
#5	(cancer OR tumor OR tumour OR malignan* OR Epithelioma* OR carcinoma OR neoplas*):ti,ab,kw	212615
#6	MeSH descriptor: [Carcinoma] explode all trees	13478
#7	MeSH descriptor: [Neoplasms] explode all trees	79241
#8	#5 OR #6 OR #7	221851
#9	#4 AND #8	2959
#10	#1 OR #9	2995

#11	Endometrial Neoplasms OR ((endometria* OR endometrium OR "Endometrium") AND (cancer OR tumor OR tumour OR malignan* OR "Carcinoma" OR Epithelioma* OR carcinoma OR neoplas* OR "Neoplasms"))	3008
#12	#10 OR #11	3190
#13	(Hysterectomy OR hysterectom*):ti,ab,kw	7107
#14	MeSH descriptor: [Hysterectomy] explode all trees	1789
#15	#13 OR #14	7107
#16	#12 AND #15	442
#17	#16 with Cochrane Library publication date Between Jan 2016 and Dec 2020, in Cochrane Reviews	11

Schlüsselfrage 19



20. Schlüsselfrage 20

Ist beim Endometriumkarzinom (Typ I, pT1a, G1/2) die systematische pelvine bzw. pelvine plus paraaortale Lymphonodektomie (LNE) bei makroskopisch unauffälligen LK sinnvoll im Hinblick auf Lebensqualität, Kurzzeit-/Langzeitmorbidity, Rezidivhäufigkeit, krankheitsspezifisches und Gesamtüberleben?

Population Frauen mit EC

- (Typ I, pT1a, G1/2) und makroskopisch unauffälligen LK (Typ I, pT1a, G3; pT1b, G1/2) und makroskopisch unauffälligen LK
- (Typ I, pT1b, G3) und erreichbarer makroskopischer Tumorfreiheit
- (Typ I, pT2 bis pTIVb, G1-3) und erreichbarer makroskopischer Tumorfreiheit
- (Typ II) und erreichbarer makroskopischer Tumorfreiheit
- mit Lymphgefäßinvasion

Intervention: systematische paraaortale und pelvine Lymphonodektomie (LNE)

Comparison: keine LNE

Outcomes: Morbidity, Lebensqualität, Rezidivhäufigkeit, krankheitsspezifisches Überleben, Gesamtüberleben

Recherche in PubMed (30.06.2020)

Population		
#1	"Endometrial Neoplasms"[Mesh] OR ((endometria*[tiab] OR endometrium[tiab] OR "Endometrium"[Mesh]) AND (cancer[tiab] OR tumor[tiab] OR tumour[tiab] OR malignan*[tiab] OR "Carcinoma"[Mesh] OR Epithelioma*[tiab] OR carcinoma[tiab] OR neoplas*[tiab] OR "Neoplasms"[Mesh]))	45.424
#2	uterine carcinosarcoma[tiab] OR ("Carcinosarcoma"[Mesh] OR carcinosarcoma[tiab]) AND ("Uterus"[Mesh] OR Uter*[tiab] OR womb[tiab])	1.064
#3	#1 OR #2	45.991
Intervention bzw. Exposure		
#4	Lymph Node Excision[Mesh] OR Lymph Node Excision*[tiab] OR Lymph Node dissection*[tiab] OR Lymphadenectom*[tiab]	63.175

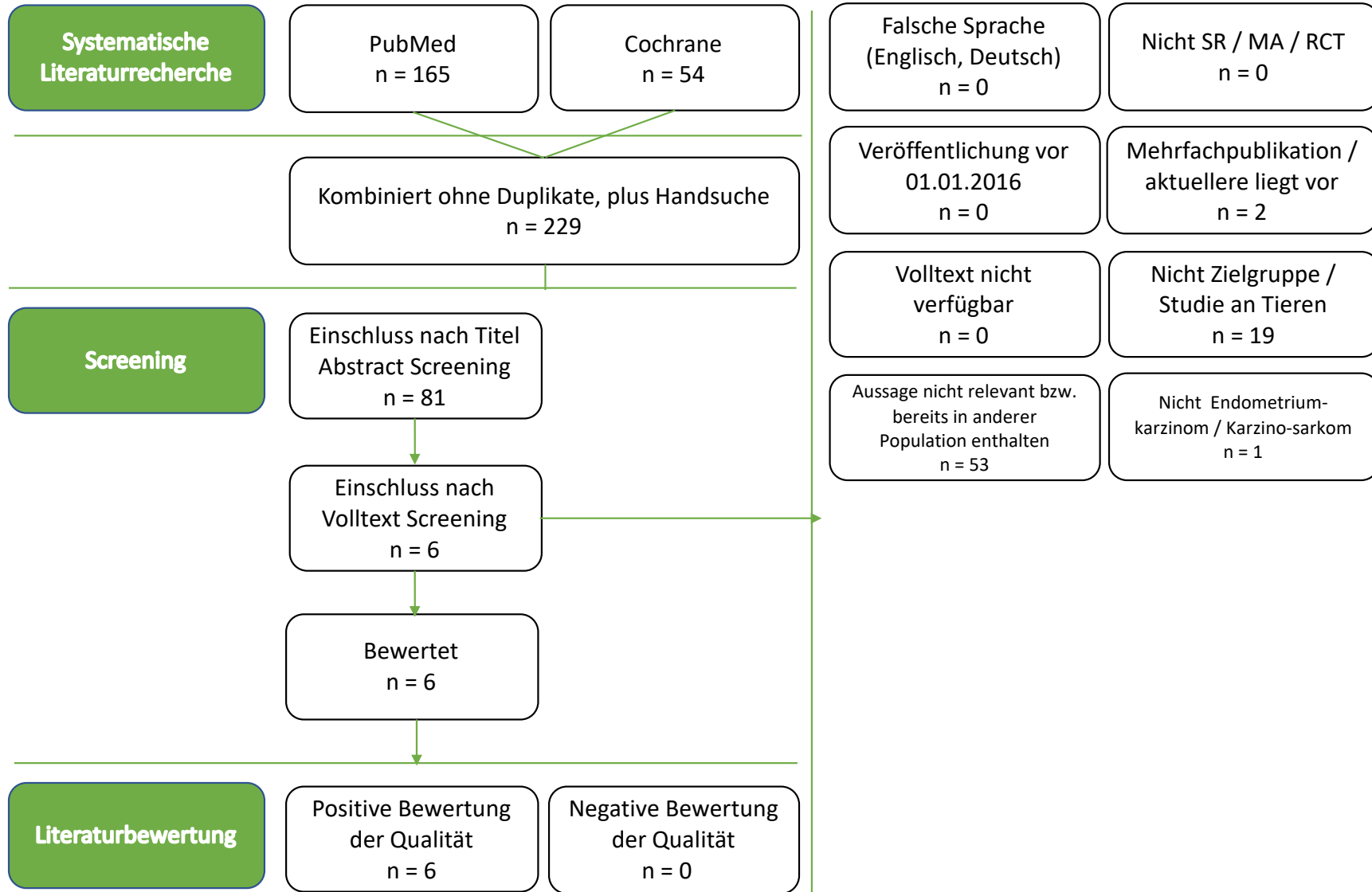
#5	Sentinel Lymph Node [Mesh] OR Sentinel Lymph Node[tiab] OR Lymph Node, Sentinel[tiab] OR Lymph Nodes, Sentinel[tiab] OR Sentinel Lymph Nodes[tiab] OR Sentinel Node[tiab] OR Node, Sentinel[tiab] OR Nodes, Sentinel[tiab] OR Sentinel Nodes[tiab]	14.937
#6	General Surgery [Mesh] OR surger*[tiab] OR surg*[tiab] OR "Surgical Procedures, Operative" [Mesh] OR operative[tiab] OR "Laparoscopy" [Mesh] OR laparoscop*[tiab] OR "Robotic Surgical Procedures" [Mesh] OR robot*[tiab]	4.198.834
#7	Hysterectomy [Mesh] OR hysterectom*[tiab]	
#8	#4 OR #5 OR #6 OR #7	4.210.872
Kombiniert mit und ohne Filter		
#9	#3 AND #8	16.751
#10	#9 Filters: Publication date from 2016, Language: English OR German; Article type: Systematic review, Meta-Analysis OR Systematic review OR RCT; Humans	165

Recherche in der Cochrane Library (04.11.20)

ID	Search	Hits
#1	MeSH descriptor: [Endometrial Neoplasms] explode all trees	625
#2	MeSH descriptor: [Endometrium] explode all trees	1064
#3	(endometria* OR endometrium):ti,ab,kw	7382
#4	#2 OR #3	7396
#5	(cancer OR tumor OR tumour OR malignan* OR Epithelioma* OR carcinoma OR neoplas*):ti,ab,kw	212615
#6	MeSH descriptor: [Carcinoma] explode all trees	13478
#7	MeSH descriptor: [Neoplasms] explode all trees	79241
#8	#5 OR #6 OR #7	221851
#9	#4 AND #8	2959
#10	#1 OR #9	2995
#11	Endometrial Neoplasms OR ((endometria* OR endometrium OR "Endometrium") AND (cancer OR tumor OR tumour OR malignan* OR "Carcinoma" OR Epithelioma* OR carcinoma OR neoplas* OR "Neoplasms"))	3008
#12	#10 OR #11	3190
#13	(uterine carcinosarcoma OR ("Carcinosarcoma" OR carcinosarcoma) AND ("Uterus" OR Uter* OR womb)):ti,ab,kw	60
#14	#12 OR #13	3226
#15	(Lymph Node Excision OR Lymph Node Excision* OR Lymph Node dissection* OR Lymphadenectom*):ti,ab,kw	4680
#16	MeSH descriptor: [Lymph Node Excision] explode all trees	1321

#17	(Sentinel Lymph Node OR Sentinel Lymph Node OR Lymph Node, Sentinel OR Lymph Nodes, Sentinel OR Sentinel Lymph Nodes OR Sentinel Node OR Node, Sentinel OR Nodes, Sentinel OR Sentinel Nodes):ti,ab,kw	1426
#18	MeSH descriptor: [Sentinel Lymph Node] explode all trees	32
#19	MeSH descriptor: [General Surgery] explode all trees	351
#20	MeSH descriptor: [Laparoscopy] explode all trees	5723
#21	MeSH descriptor: [Robotic Surgical Procedures] explode all trees	264
#22	(Hysterectomy OR hysterectom*):ti,ab,kw	7107
#23	MeSH descriptor: [Hysterectomy] explode all trees	1789
#24	#15 OR #16 OR #17 OR #18 #19 #20 OR #21 OR #22 OR #23	12320
#25	#14 AND #24	585
#26	#25 with Cochrane Library publication date Between Jan 2016 and Dec 2020, in Cochrane Reviews	13

Schlüsselfrage 20



21. Schlüsselfrage 21

Ist beim Endometriumkarzinom (Typ I, pT1a, G1/2) die SLN bei makroskopisch unauffälligen LK sinnvoll im Hinblick auf Lebensqualität, Kurzzeit-/Langzeitmorbidity, Rezidivhäufigkeit, krankheitsspezifisches und Gesamtüberleben? (S. Schlüsselfrage 34)

Population Frauen mit EC

- (Typ I, pT1a, G1/2) und makroskopisch unauffälligen LK (Typ I, pT1a, G3; pT1b, G1/2) und makroskopisch unauffälligen LK
- (Typ I, pT1b, G3) und erreichbarer makroskopischer Tumorfreiheit
- (Typ I, pT2 bis pTIVb, G1-3) und erreichbarer makroskopischer Tumorfreiheit
- (Typ II) und erreichbarer makroskopischer Tumorfreiheit
- mit Lymphgefäßinvasion

Intervention: Sentinel-Lymphknotenbiopsie (SLN)

Comparison:

keine LNE bei Frauen mit Typ-I-EC, pT1a, G1/2) und makroskopisch unauffälligen LK

LNE bei Frauen mit EC der folgenden Typ-Bestimmungen

Typ I, pT1a, G3; pT1b, G1/2) und makroskopisch unauffälligen LK

(Typ I, pT1b, G3) und erreichbarer makroskopischer Tumorfreiheit

(Typ I, pT2 bis pTIVb, G1-3) und erreichbarer makroskopischer Tumorfreiheit

(Typ II) und erreichbarer makroskopischer Tumorfreiheit

LNE bei Frauen mit EC und mit Lymphgefäßinvasion

Outcomes: Morbidity, Lebensqualität, Rezidiv-häufigkeit, krankheits-spezifisches Überleben, Gesamtüberleben

Recherche in PubMed (30.06.2020)

Population

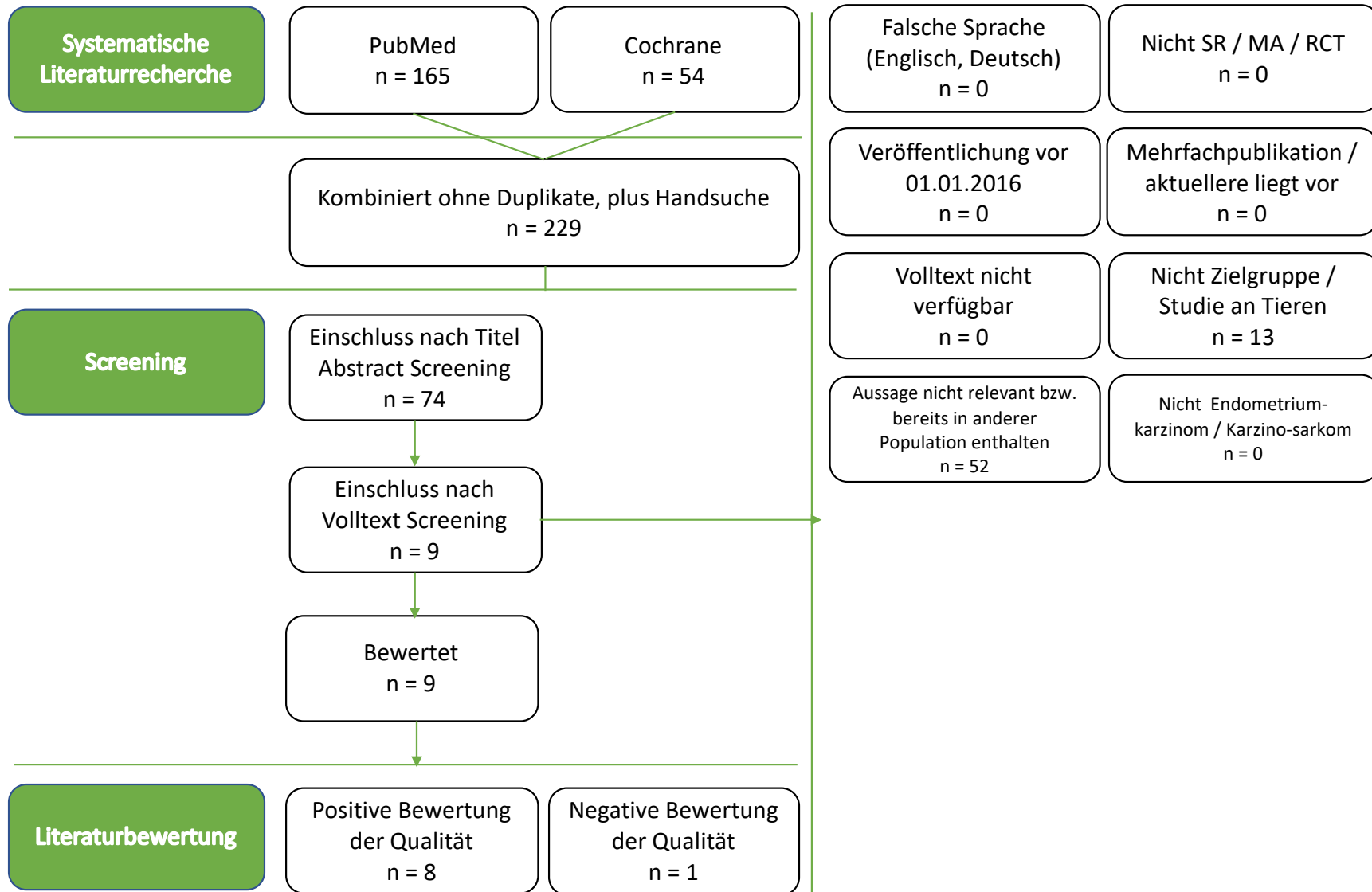
#1	"Endometrial Neoplasms"[Mesh] OR ((endometria*[tiab] OR endometrium[tiab] OR "Endometrium"[Mesh]) AND (cancer[tiab] OR tumor[tiab] OR tumour[tiab] OR malignan*[tiab] OR "Carcinoma"[Mesh] OR Epithelioma*[tiab] OR carcinoma[tiab] OR neoplas*[tiab] OR "Neoplasms"[Mesh]))	45.424
#2	uterine carcinosarcoma[tiab] OR ("Carcinosarcoma"[Mesh] OR carcinosarcoma[tiab]) AND ("Uterus"[Mesh] OR Uter*[tiab] OR womb[tiab]))	1.064
#3	#1 OR #2	45.991
Intervention bzw. Exposure		
#4	Lymph Node Excision[Mesh] OR Lymph Node Excision*[tiab] OR Lymph Node dissection*[tiab] OR Lymphadenectom*[tiab]	63.175
#5	Sentinel Lymph Node[Mesh] OR Sentinel Lymph Node[tiab] OR Lymph Node, Sentinel[tiab] OR Lymph Nodes, Sentinel[tiab] OR Sentinel Lymph Nodes[tiab] OR Sentinel Node[tiab] OR Node, Sentinel[tiab] OR Nodes, Sentinel[tiab] OR Sentinel Nodes[tiab]	14.937
#6	General Surgery[Mesh] OR surger*[tiab] OR surg*[tiab] OR "Surgical Procedures, Operative"[Mesh] OR operative[tiab] OR "Laparoscopy"[Mesh] OR laparoscop*[tiab] OR "Robotic Surgical Procedures"[Mesh] OR robot*[tiab]	4.198.834
#7	Hysterectomy[Mesh] OR hysterectom*[tiab]	
#8	#4 OR #5 OR #6 OR #7	4.210.872
Kombiniert mit und ohne Filter		
#9	#3 AND #8	16.751
#10	#9 Filters: Publication date from 2016, Language: English OR German; Article type: Systematic review, Meta-Analysis OR Systematic review OR RCT; Humans	165

Recherche in der Cochrane Library (04.11.20)

ID	Search	Hits
#1	MeSH descriptor: [Endometrial Neoplasms] explode all trees	625
#2	MeSH descriptor: [Endometrium] explode all trees	1064
#3	(endometria* OR endometrium):ti,ab,kw	7382
#4	#2 OR #3	7396
#5	(cancer OR tumor OR tumour OR malignan* OR Epithelioma* OR carcinoma OR neoplas*):ti,ab,kw	212615
#6	MeSH descriptor: [Carcinoma] explode all trees	13478
#7	MeSH descriptor: [Neoplasms] explode all trees	79241
#8	#5 OR #6 OR #7	221851
#9	#4 AND #8	2959
#10	#1 OR #9	2995

#11	Endometrial Neoplasms OR ((endometria* OR endometrium OR "Endometrium") AND (cancer OR tumor OR tumour OR malignan* OR "Carcinoma" OR Epithelioma* OR carcinoma OR neoplas* OR "Neoplasms"))	3008
#12	#10 OR #11	3190
#13	(uterine carcinosarcoma OR (("Carcinosarcoma" OR carcinosarcoma) AND ("Uterus" OR Uter* OR womb))):ti,ab,kw	60
#14	#12 OR #13	3226
#15	(Lymph Node Excision OR Lymph Node Excision* OR Lymph Node dissection* OR Lymphadenectom*):ti,ab,kw	4680
#16	MeSH descriptor: [Lymph Node Excision] explode all trees	1321
#17	(Sentinel Lymph Node OR Sentinel Lymph Node OR Lymph Node, Sentinel OR Lymph Nodes, Sentinel OR Sentinel Lymph Nodes OR Sentinel Node OR Node, Sentinel OR Nodes, Sentinel OR Sentinel Nodes):ti,ab,kw	1426
#18	MeSH descriptor: [Sentinel Lymph Node] explode all trees	32
#19	MeSH descriptor: [General Surgery] explode all trees	351
#20	MeSH descriptor: [Laparoscopy] explode all trees	5723
#21	MeSH descriptor: [Robotic Surgical Procedures] explode all trees	264
#22	(Hysterectomy OR hysterectom*):ti,ab,kw	7107
#23	MeSH descriptor: [Hysterectomy] explode all trees	1789
#24	#15 OR #16 OR #17 OR #18 #19 #20 OR #21 OR #22 OR #23	12320
#25	#14 AND #24	585
#26	#25 with Cochrane Library publication date Between Jan 2016 and Dec 2020, in Cochrane Reviews	13

Schlüsselfrage 21



22. Schlüsselfrage 22

Ist beim Endometriumkarzinom (Typ I, pT1a, G3; pT1 b, G1/2) die systematische pelvine bzw. pelvine plus paraaortale Lymphonodektomie (LNE) bei makroskopisch unauffälligen LK sinnvoll im Hinblick auf Lebensqualität, Kurzzeit-/Langzeitmorbidity, Rezidivhäufigkeit, krankheitsspezifisches und Gesamtüberleben?

Population Frauen mit EC

- (Typ I, pT1a, G1/2) und makroskopisch unauffälligen LK (Typ I, pT1a, G3; pT1b, G1/2) und makroskopisch unauffälligen LK
- (Typ I, pT1b, G3) und erreichbarer makroskopischer Tumorfreiheit
- (Typ I, pT2 bis pTIVb, G1-3) und erreichbarer makroskopischer Tumorfreiheit
- (Typ II) und erreichbarer makroskopischer Tumorfreiheit
- mit Lymphgefäßinvasion

Intervention: systematische paraaortale und pelvine Lympho-nodektomie (LNE)

Comparison: keine LNE

Outcomes: Morbidity, Lebensqualität, Rezidiv-häufigkeit, krankheits-spezifisches Überleben, Gesamtüberleben

Recherche in PubMed (30.06.2020)

Population		
#1	"Endometrial Neoplasms"[Mesh] OR ((endometria*[tiab] OR endometrium[tiab] OR "Endometrium"[Mesh]) AND (cancer[tiab] OR tumor[tiab] OR tumour[tiab] OR malignan*[tiab] OR "Carcinoma"[Mesh] OR Epithelioma*[tiab] OR carcinoma[tiab] OR neoplas*[tiab] OR "Neoplasms"[Mesh]))	45.424
#2	uterine carcinosarcoma[tiab] OR (("Carcinosarcoma"[Mesh] OR carcinosarcoma[tiab]) AND ("Uterus"[Mesh] OR Uter*[tiab] OR womb[tiab]))	1.064
#3	#1 OR #2	45.991
Intervention bzw. Exposure		
#4	Lymph Node Excision[Mesh] OR Lymph Node Excision*[tiab] OR Lymph Node dissection*[tiab] OR Lymphadenectom*[tiab]	63.175

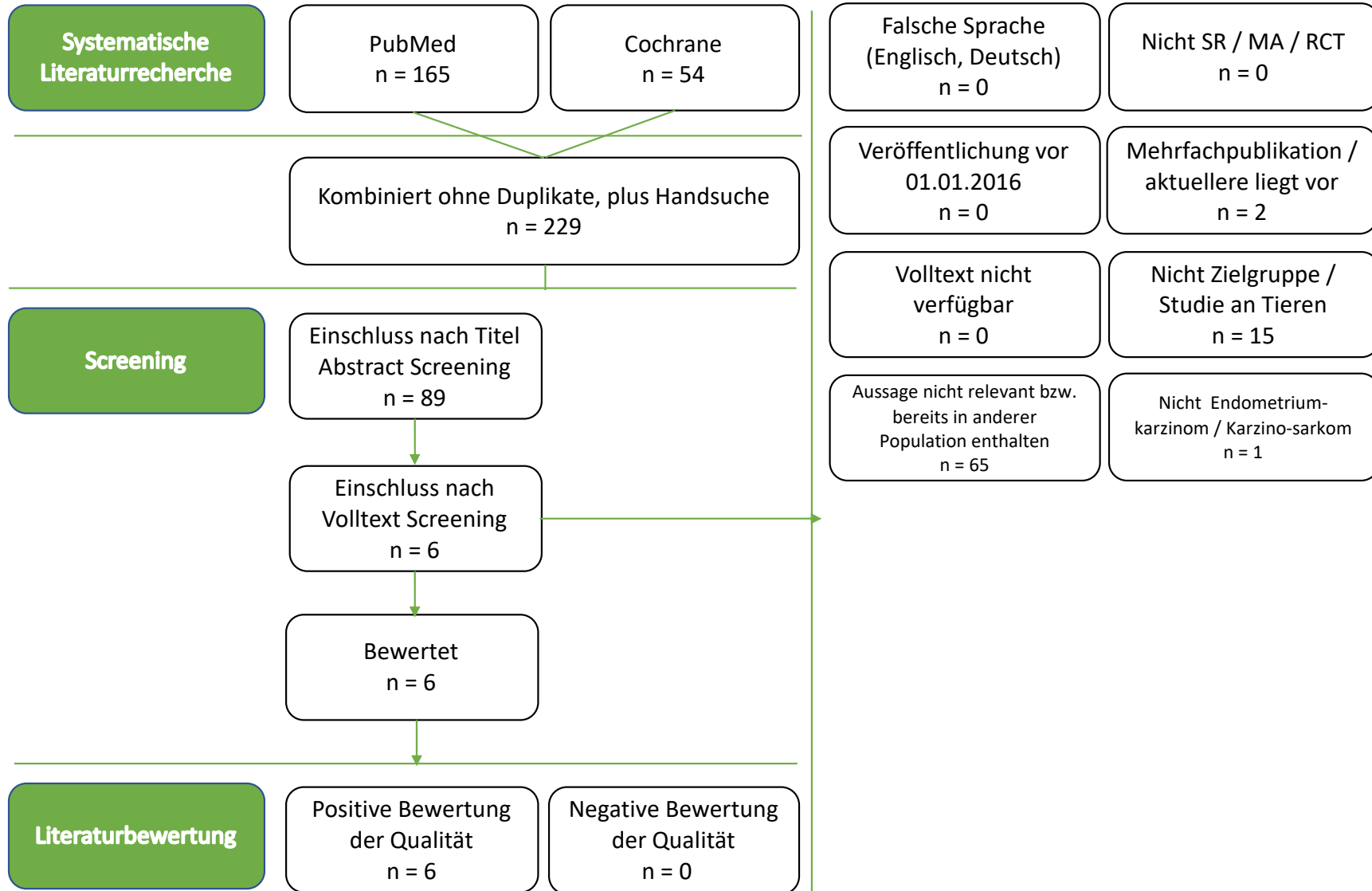
#5	Sentinel Lymph Node [Mesh] OR Sentinel Lymph Node[tiab] OR Lymph Node, Sentinel[tiab] OR Lymph Nodes, Sentinel[tiab] OR Sentinel Lymph Nodes[tiab] OR Sentinel Node[tiab] OR Node, Sentinel[tiab] OR Nodes, Sentinel[tiab] OR Sentinel Nodes[tiab]	14.937
#6	General Surgery [Mesh] OR surger*[tiab] OR surg*[tiab] OR "Surgical Procedures, Operative" [Mesh] OR operative[tiab] OR "Laparoscopy" [Mesh] OR laparoscop*[tiab] OR "Robotic Surgical Procedures" [Mesh] OR robot*[tiab]	4.198.834
#7	Hysterectomy [Mesh] OR hysterectom*[tiab]	
#8	#4 OR #5 OR #6 OR #7	4.210.872
Kombiniert mit und ohne Filter		
#9	#3 AND #8	16.751
#10	#9 Filters: Publication date from 2016, Language: English OR German; Article type: Systematic review, Meta-Analysis OR Systematic review OR RCT; Humans	165

Recherche in der Cochrane Library (04.11.20)

ID	Search	Hits
#1	MeSH descriptor: [Endometrial Neoplasms] explode all trees	625
#2	MeSH descriptor: [Endometrium] explode all trees	1064
#3	(endometria* OR endometrium):ti,ab,kw	7382
#4	#2 OR #3	7396
#5	(cancer OR tumor OR tumour OR malignan* OR Epithelioma* OR carcinoma OR neoplas*):ti,ab,kw	212615
#6	MeSH descriptor: [Carcinoma] explode all trees	13478
#7	MeSH descriptor: [Neoplasms] explode all trees	79241
#8	#5 OR #6 OR #7	221851
#9	#4 AND #8	2959
#10	#1 OR #9	2995
#11	Endometrial Neoplasms OR ((endometria* OR endometrium OR "Endometrium") AND (cancer OR tumor OR tumour OR malignan* OR "Carcinoma" OR Epithelioma* OR carcinoma OR neoplas* OR "Neoplasms"))	3008
#12	#10 OR #11	3190
#13	(uterine carcinosarcoma OR ("Carcinosarcoma" OR carcinosarcoma) AND ("Uterus" OR Uter* OR womb)):ti,ab,kw	60
#14	#12 OR #13	3226
#15	(Lymph Node Excision OR Lymph Node Excision* OR Lymph Node dissection* OR Lymphadenectom*):ti,ab,kw	4680
#16	MeSH descriptor: [Lymph Node Excision] explode all trees	1321

#17	(Sentinel Lymph Node OR Sentinel Lymph Node OR Lymph Node, Sentinel OR Lymph Nodes, Sentinel OR Sentinel Lymph Nodes OR Sentinel Node OR Node, Sentinel OR Nodes, Sentinel OR Sentinel Nodes):ti,ab,kw	1426
#18	MeSH descriptor: [Sentinel Lymph Node] explode all trees	32
#19	MeSH descriptor: [General Surgery] explode all trees	351
#20	MeSH descriptor: [Laparoscopy] explode all trees	5723
#21	MeSH descriptor: [Robotic Surgical Procedures] explode all trees	264
#22	(Hysterectomy OR hysterectom*):ti,ab,kw	7107
#23	MeSH descriptor: [Hysterectomy] explode all trees	1789
#24	#15 OR #16 OR #17 OR #18 #19 #20 OR #21 OR #22 OR #23	12320
#25	#14 AND #24	585
#26	#25 with Cochrane Library publication date Between Jan 2016 and Dec 2020, in Cochrane Reviews	13

Schlüsselfrage 22



23. Schlüsselfrage 23

Ist beim Endometriumkarzinom (Typ I, pT1a, G3; pT1 b, G1/2) die SLN bei makroskopisch unauffälligen LK sinnvoll im Hinblick auf Lebensqualität, Kurzzeit-/Langzeitmorbidity, Rezidivhäufigkeit, krankheitsspezifisches und Gesamtüberleben?

Population Frauen mit EC

- (Typ I, pT1a, G1/2) und makroskopisch unauffälligen LK(Typ I, pT1a, G3; pT1b, G1/2) und makroskopisch unauffälligen LK
- (Typ I, pT1b, G3) und erreichbarer makroskopischer Tumorfreiheit
- (Typ I, pT2 bis pTIVb, G1-3) und erreichbarer makroskopischer Tumorfreiheit
- (Typ II) und erreichbarer makroskopischer Tumorfreiheit
- mit Lymphgefäßinvasion

Intervention: Sentinel-Lymphknotenbiopsie (SLN)

Comparison:

keine LNE bei Frauen mit Typ-I-EC, pT1a, G1/2) und makroskopisch unauffälligen LK

LNE bei Frauen mit EC der folgenden Typ-Bestimmungen

Typ I, pT1a, G3; pT1b, G1/2) und makroskopisch unauffälligen LK

(Typ I, pT1b, G3) und erreichbarer makroskopischer Tumorfreiheit

(Typ I, pT2 bis pTIVb, G1-3) und erreichbarer makroskopischer Tumorfreiheit

(Typ II) und erreichbarer makroskopischer Tumorfreiheit

LNE bei Frauen mit EC und mit Lymphgefäßinvasion

Outcomes: Morbidity, Lebensqualität, Rezidiv-häufigkeit, krankheits-spezifisches Überleben, Gesamtüberleben

Recherche in PubMed (30.06.2020)

Population

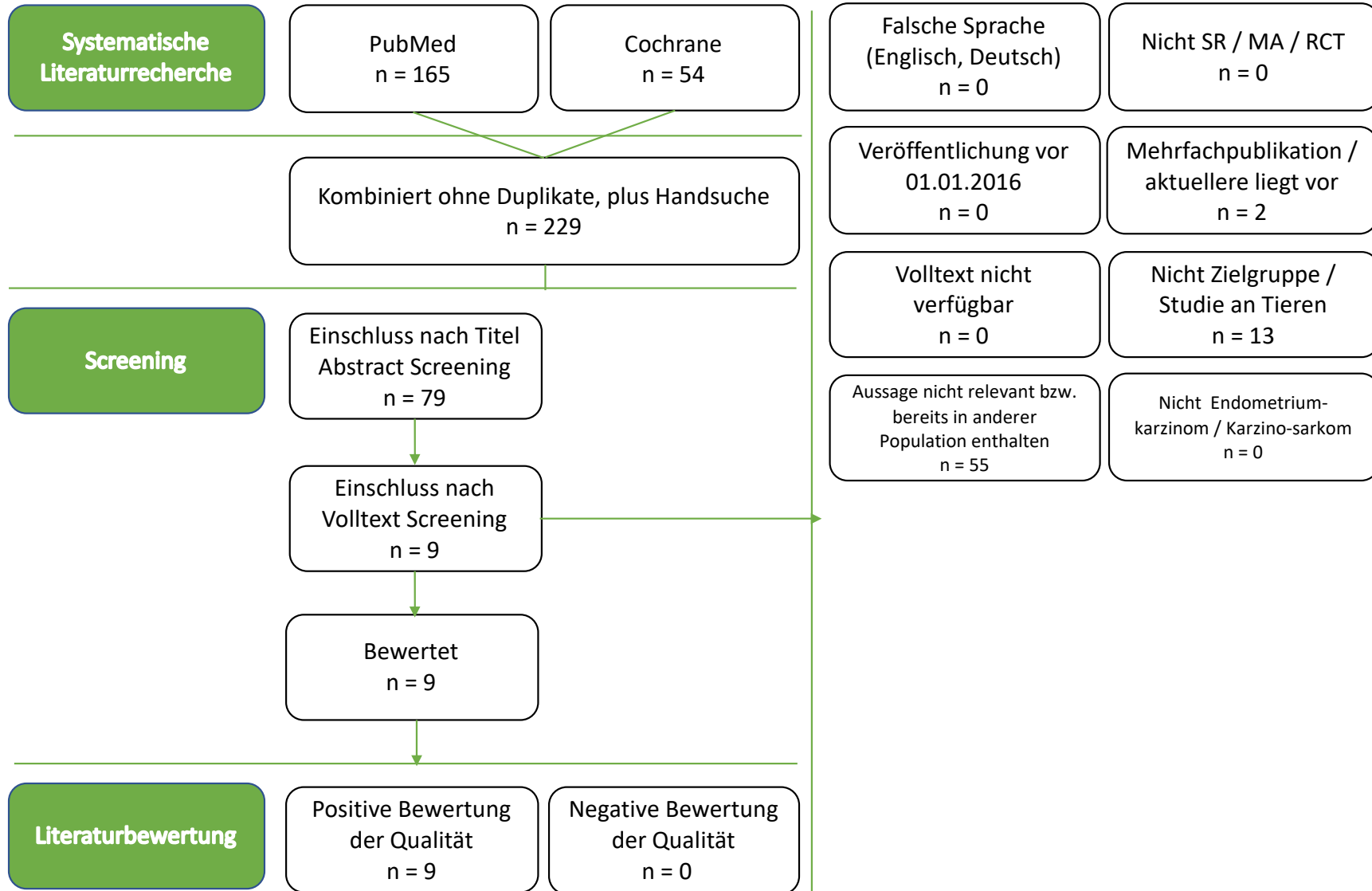
#1	"Endometrial Neoplasms"[Mesh] OR ((endometria*[tiab] OR endometrium[tiab] OR "Endometrium"[Mesh]) AND (cancer[tiab] OR tumor[tiab] OR tumour[tiab] OR malignan*[tiab] OR "Carcinoma"[Mesh] OR Epithelioma*[tiab] OR carcinoma[tiab] OR neoplas*[tiab] OR "Neoplasms"[Mesh]))	45.424
#2	uterine carcinosarcoma[tiab] OR ("Carcinosarcoma"[Mesh] OR carcinosarcoma[tiab]) AND ("Uterus"[Mesh] OR Uter*[tiab] OR womb[tiab]))	1.064
#3	#1 OR #2	45.991
Intervention bzw. Exposure		
#4	Lymph Node Excision[Mesh] OR Lymph Node Excision*[tiab] OR Lymph Node dissection*[tiab] OR Lymphadenectom*[tiab]	63.175
#5	Sentinel Lymph Node[Mesh] OR Sentinel Lymph Node[tiab] OR Lymph Node, Sentinel[tiab] OR Lymph Nodes, Sentinel[tiab] OR Sentinel Lymph Nodes[tiab] OR Sentinel Node[tiab] OR Node, Sentinel[tiab] OR Nodes, Sentinel[tiab] OR Sentinel Nodes[tiab]	14.937
#6	General Surgery[Mesh] OR surger*[tiab] OR surg*[tiab] OR "Surgical Procedures, Operative"[Mesh] OR operative[tiab] OR "Laparoscopy"[Mesh] OR laparoscop*[tiab] OR "Robotic Surgical Procedures"[Mesh] OR robot*[tiab]	4.198.834
#7	Hysterectomy[Mesh] OR hysterectom*[tiab]	
#8	#4 OR #5 OR #6 OR #7	4.210.872
Kombiniert mit und ohne Filter		
#9	#3 AND #8	16.751
#10	#9 Filters: Publication date from 2016, Language: English OR German; Article type: Systematic review, Meta-Analysis OR Systematic review OR RCT; Humans	165

Recherche in der Cochrane Library (04.11.20)

ID	Search	Hits
#1	MeSH descriptor: [Endometrial Neoplasms] explode all trees	625
#2	MeSH descriptor: [Endometrium] explode all trees	1064
#3	(endometria* OR endometrium):ti,ab,kw	7382
#4	#2 OR #3	7396
#5	(cancer OR tumor OR tumour OR malignan* OR Epithelioma* OR carcinoma OR neoplas*):ti,ab,kw	212615
#6	MeSH descriptor: [Carcinoma] explode all trees	13478
#7	MeSH descriptor: [Neoplasms] explode all trees	79241
#8	#5 OR #6 OR #7	221851
#9	#4 AND #8	2959
#10	#1 OR #9	2995

#11	Endometrial Neoplasms OR ((endometria* OR endometrium OR "Endometrium") AND (cancer OR tumor OR tumour OR malignan* OR "Carcinoma" OR Epithelioma* OR carcinoma OR neoplas* OR "Neoplasms"))	3008
#12	#10 OR #11	3190
#13	(uterine carcinosarcoma OR (("Carcinosarcoma" OR carcinosarcoma) AND ("Uterus" OR Uter* OR womb))):ti,ab,kw	60
#14	#12 OR #13	3226
#15	(Lymph Node Excision OR Lymph Node Excision* OR Lymph Node dissection* OR Lymphadenectom*):ti,ab,kw	4680
#16	MeSH descriptor: [Lymph Node Excision] explode all trees	1321
#17	(Sentinel Lymph Node OR Sentinel Lymph Node OR Lymph Node, Sentinel OR Lymph Nodes, Sentinel OR Sentinel Lymph Nodes OR Sentinel Node OR Node, Sentinel OR Nodes, Sentinel OR Sentinel Nodes):ti,ab,kw	1426
#18	MeSH descriptor: [Sentinel Lymph Node] explode all trees	32
#19	MeSH descriptor: [General Surgery] explode all trees	351
#20	MeSH descriptor: [Laparoscopy] explode all trees	5723
#21	MeSH descriptor: [Robotic Surgical Procedures] explode all trees	264
#22	(Hysterectomy OR hysterectom*):ti,ab,kw	7107
#23	MeSH descriptor: [Hysterectomy] explode all trees	1789
#24	#15 OR #16 OR #17 OR #18 #19 #20 OR #21 OR #22 OR #23	12320
#25	#14 AND #24	585
#26	#25 with Cochrane Library publication date Between Jan 2016 and Dec 2020, in Cochrane Reviews	13

Schlüsselfrage 23



24. Schlüsselfrage 24

Ist beim Endometriumkarzinom (Typ I, pT1b, G3) die systematische pelvine bzw. pelvine plus paraaortale Lymphonodektomie (LNE) sinnvoll, wenn makroskopisch Tumorfreiheit erzielt werden kann im Hinblick auf Lebensqualität, Kurzzeit-/Langzeitmorbidity, Rezidivhäufigkeit, krankheitsspezifisches und Gesamtüberleben?

Population Frauen mit EC

- (Typ I, pT1a, G1/2) und makroskopisch unauffälligen LK(Typ I, pT1a, G3; pT1b, G1/2) und makroskopisch unauffälligen LK
- (Typ I, pT1b, G3) und erreichbarer makroskopischer Tumorfreiheit
- (Typ I, pT2 bis pTIVb, G1-3) und erreichbarer makroskopischer Tumorfreiheit
- (Typ II) und erreichbarer makroskopischer Tumorfreiheit
- mit Lymphgefäßinvasion

Intervention: systematische paraaortale und pelvine Lympho-nodektomie (LNE)

Comparison: keine LNE

Outcomes: Morbidity, Lebensqualität, Rezidiv-häufigkeit, krankheits-spezifisches Überleben, Gesamtüberleben

Recherche in PubMed (30.06.2020)

Population		
#1	"Endometrial Neoplasms"[Mesh] OR ((endometria*[tiab] OR endometrium[tiab] OR "Endometrium"[Mesh]) AND (cancer[tiab] OR tumor[tiab] OR tumour[tiab] OR malignan*[tiab] OR "Carcinoma"[Mesh] OR Epithelioma*[tiab] OR carcinoma[tiab] OR neoplas*[tiab] OR "Neoplasms"[Mesh]))	45.424
#2	uterine carcinosarcoma[tiab] OR (("Carcinosarcoma"[Mesh] OR carcinosarcoma[tiab]) AND ("Uterus"[Mesh] OR Uter*[tiab] OR womb[tiab]))	1.064
#3	#1 OR #2	45.991
Intervention bzw. Exposure		
#4	Lymph Node Excision[Mesh] OR Lymph Node Excision*[tiab] OR Lymph Node dissection*[tiab] OR Lymphadenectom*[tiab]	63.175

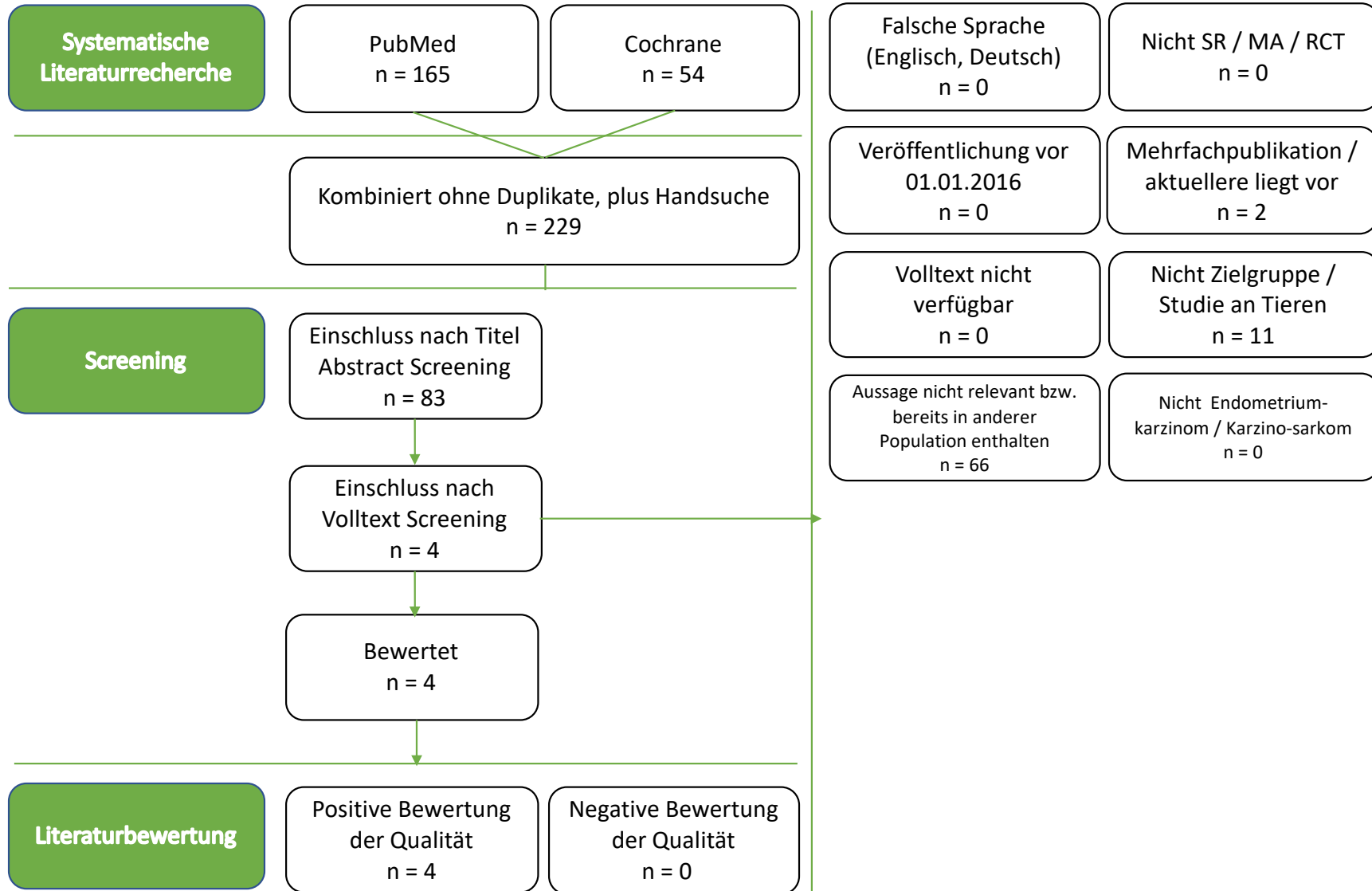
#5	Sentinel Lymph Node [Mesh] OR Sentinel Lymph Node[tiab] OR Lymph Node, Sentinel[tiab] OR Lymph Nodes, Sentinel[tiab] OR Sentinel Lymph Nodes[tiab] OR Sentinel Node[tiab] OR Node, Sentinel[tiab] OR Nodes, Sentinel[tiab] OR Sentinel Nodes[tiab]	14.937
#6	General Surgery [Mesh] OR surger*[tiab] OR surg*[tiab] OR "Surgical Procedures, Operative" [Mesh] OR operative[tiab] OR "Laparoscopy" [Mesh] OR laparoscop*[tiab] OR "Robotic Surgical Procedures" [Mesh] OR robot*[tiab]	4.198.834
#7	Hysterectomy [Mesh] OR hysterectom*[tiab]	
#8	#4 OR #5 OR #6 OR #7	4.210.872
Kombiniert mit und ohne Filter		
#9	#3 AND #8	16.751
#10	#9 Filters: Publication date from 2016, Language: English OR German; Article type: Systematic review, Meta-Analysis OR Systematic review OR RCT; Humans	165

Recherche in der Cochrane Library (04.11.20)

ID	Search	Hits
#1	MeSH descriptor: [Endometrial Neoplasms] explode all trees	625
#2	MeSH descriptor: [Endometrium] explode all trees	1064
#3	(endometria* OR endometrium):ti,ab,kw	7382
#4	#2 OR #3	7396
#5	(cancer OR tumor OR tumour OR malignan* OR Epithelioma* OR carcinoma OR neoplas*):ti,ab,kw	212615
#6	MeSH descriptor: [Carcinoma] explode all trees	13478
#7	MeSH descriptor: [Neoplasms] explode all trees	79241
#8	#5 OR #6 OR #7	221851
#9	#4 AND #8	2959
#10	#1 OR #9	2995
#11	Endometrial Neoplasms OR ((endometria* OR endometrium OR "Endometrium") AND (cancer OR tumor OR tumour OR malignan* OR "Carcinoma" OR Epithelioma* OR carcinoma OR neoplas* OR "Neoplasms"))	3008
#12	#10 OR #11	3190
#13	(uterine carcinosarcoma OR ("Carcinosarcoma" OR carcinosarcoma) AND ("Uterus" OR Uter* OR womb)):ti,ab,kw	60
#14	#12 OR #13	3226
#15	(Lymph Node Excision OR Lymph Node Excision* OR Lymph Node dissection* OR Lymphadenectom*):ti,ab,kw	4680
#16	MeSH descriptor: [Lymph Node Excision] explode all trees	1321

#17	(Sentinel Lymph Node OR Sentinel Lymph Node OR Lymph Node, Sentinel OR Lymph Nodes, Sentinel OR Sentinel Lymph Nodes OR Sentinel Node OR Node, Sentinel OR Nodes, Sentinel OR Sentinel Nodes):ti,ab,kw	1426
#18	MeSH descriptor: [Sentinel Lymph Node] explode all trees	32
#19	MeSH descriptor: [General Surgery] explode all trees	351
#20	MeSH descriptor: [Laparoscopy] explode all trees	5723
#21	MeSH descriptor: [Robotic Surgical Procedures] explode all trees	264
#22	(Hysterectomy OR hysterectom*):ti,ab,kw	7107
#23	MeSH descriptor: [Hysterectomy] explode all trees	1789
#24	#15 OR #16 OR #17 OR #18 #19 #20 OR #21 OR #22 OR #23	12320
#25	#14 AND #24	585
#26	#25 with Cochrane Library publication date Between Jan 2016 and Dec 2020, in Cochrane Reviews	13

Schlüsselfrage 24



25. Schlüsselfrage 25

Ist beim Endometriumkarzinom (Typ I, pT1b, G3) die SLN sinnvoll, wenn makroskopisch Tumorfreiheit erzielt werden kann im Hinblick auf Lebensqualität, Kurzzeit-/Langzeitmorbidity, Rezidivhäufigkeit, krankheitsspezifisches und Gesamtüberleben?

Population Frauen mit EC

- (Typ I, pT1a, G1/2) und makroskopisch unauffälligen LK(Typ I, pT1a, G3; pT1b, G1/2) und makroskopisch unauffälligen LK
- (Typ I, pT1b, G3) und erreichbarer makroskopischer Tumorfreiheit
- (Typ I, pT2 bis pTIVb, G1-3) und erreichbarer makroskopischer Tumorfreiheit
- (Typ II) und erreichbarer makroskopischer Tumorfreiheit
- mit Lymphgefäßinvasion

Intervention: Sentinel-Lymphknotenbiopsie (SLN)

Comparison:

keine LNE bei Frauen mit Typ-I-EC, pT1a, G1/2) und makroskopisch unauffälligen LK

LNE bei Frauen mit EC der folgenden Typ-Bestimmungen

Typ I, pT1a, G3; pT1b, G1/2) und makroskopisch unauffälligen LK

(Typ I, pT1b, G3) und erreichbarer makroskopischer Tumorfreiheit

(Typ I, pT2 bis pTIVb, G1-3) und erreichbarer makroskopischer Tumorfreiheit

(Typ II) und erreichbarer makroskopischer Tumorfreiheit

LNE bei Frauen mit EC und mit Lymphgefäßinvasion

Outcomes: Morbidity, Lebensqualität, Rezidiv-häufigkeit, krankheits-spezifisches Überleben, Gesamtüberleben

Recherche in PubMed (30.06.2020)

Population

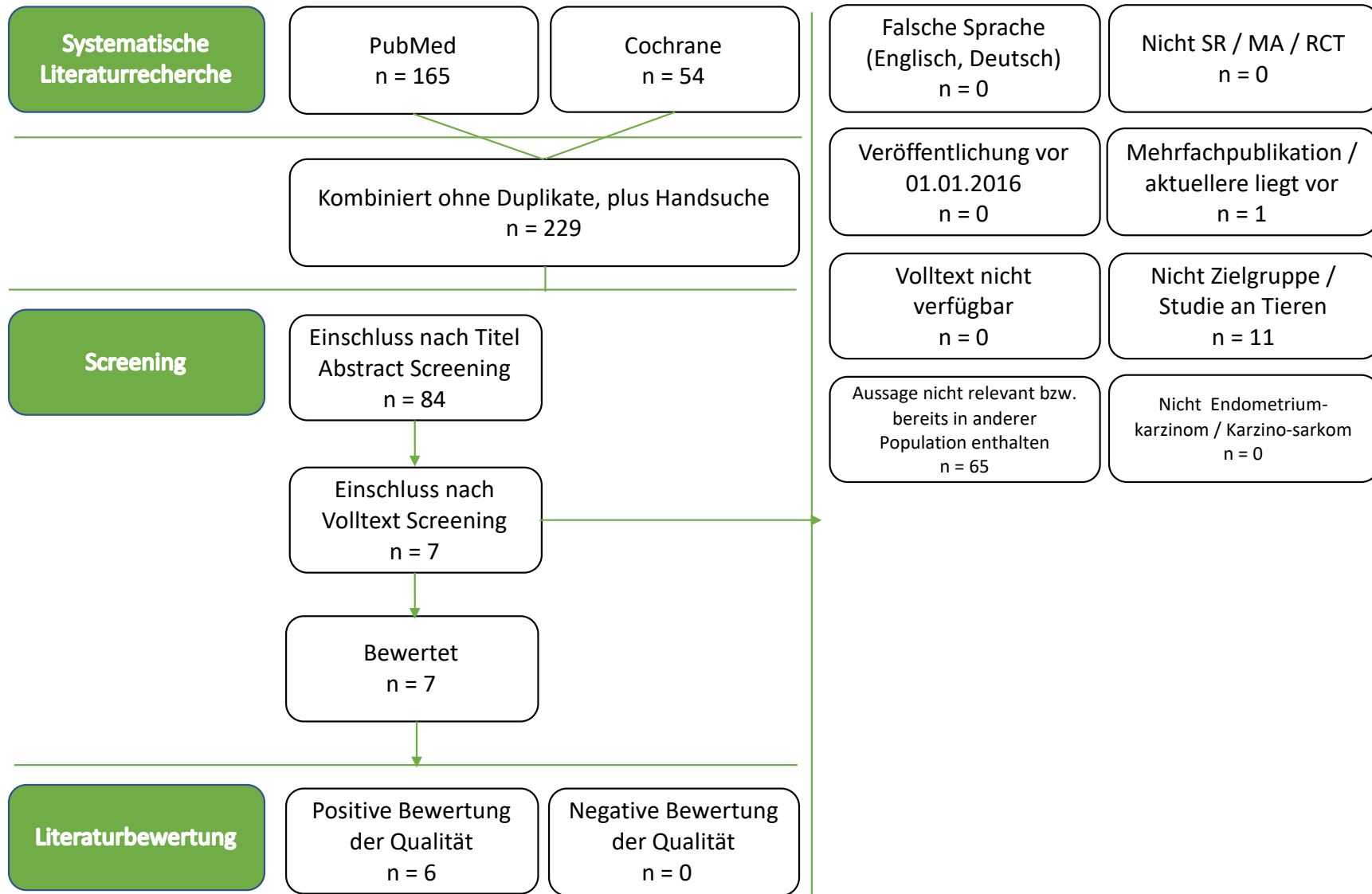
#1	"Endometrial Neoplasms"[Mesh] OR ((endometria*[tiab] OR endometrium[tiab] OR "Endometrium"[Mesh]) AND (cancer[tiab] OR tumor[tiab] OR tumour[tiab] OR malignan*[tiab] OR "Carcinoma"[Mesh] OR Epithelioma*[tiab] OR carcinoma[tiab] OR neoplas*[tiab] OR "Neoplasms"[Mesh]))	45.424
#2	uterine carcinosarcoma[tiab] OR ("Carcinosarcoma"[Mesh] OR carcinosarcoma[tiab]) AND ("Uterus"[Mesh] OR Uter*[tiab] OR womb[tiab])	1.064
#3	#1 OR #2	45.991
Intervention bzw. Exposure		
#4	Lymph Node Excision[Mesh] OR Lymph Node Excision*[tiab] OR Lymph Node dissection*[tiab] OR Lymphadenectom*[tiab]	63.175
#5	Sentinel Lymph Node[Mesh] OR Sentinel Lymph Node[tiab] OR Lymph Node, Sentinel[tiab] OR Lymph Nodes, Sentinel[tiab] OR Sentinel Lymph Nodes[tiab] OR Sentinel Node[tiab] OR Node, Sentinel[tiab] OR Nodes, Sentinel[tiab] OR Sentinel Nodes[tiab]	14.937
#6	General Surgery[Mesh] OR surger*[tiab] OR surg*[tiab] OR "Surgical Procedures, Operative"[Mesh] OR operative[tiab] OR "Laparoscopy"[Mesh] OR laparoscop*[tiab] OR "Robotic Surgical Procedures"[Mesh] OR robot*[tiab]	4.198.834
#7	Hysterectomy[Mesh] OR hysterectom*[tiab]	
#8	#4 OR #5 OR #6 OR #7	4.210.872
Kombiniert mit und ohne Filter		
#9	#3 AND #8	16.751
#10	#9 Filters: Publication date from 2016, Language: English OR German; Article type: Systematic review, Meta-Analysis OR Systematic review OR RCT; Humans	165

Recherche in der Cochrane Library (04.11.20)

ID	Search	Hits
#1	MeSH descriptor: [Endometrial Neoplasms] explode all trees	625
#2	MeSH descriptor: [Endometrium] explode all trees	1064
#3	(endometria* OR endometrium):ti,ab,kw	7382
#4	#2 OR #3	7396
#5	(cancer OR tumor OR tumour OR malignan* OR Epithelioma* OR carcinoma OR neoplas*):ti,ab,kw	212615
#6	MeSH descriptor: [Carcinoma] explode all trees	13478
#7	MeSH descriptor: [Neoplasms] explode all trees	79241
#8	#5 OR #6 OR #7	221851
#9	#4 AND #8	2959
#10	#1 OR #9	2995

#11	Endometrial Neoplasms OR ((endometria* OR endometrium OR "Endometrium") AND (cancer OR tumor OR tumour OR malignan* OR "Carcinoma" OR Epithelioma* OR carcinoma OR neoplas* OR "Neoplasms"))	3008
#12	#10 OR #11	3190
#13	(uterine carcinosarcoma OR (("Carcinosarcoma" OR carcinosarcoma) AND ("Uterus" OR Uter* OR womb))):ti,ab,kw	60
#14	#12 OR #13	3226
#15	(Lymph Node Excision OR Lymph Node Excision* OR Lymph Node dissection* OR Lymphadenectom*):ti,ab,kw	4680
#16	MeSH descriptor: [Lymph Node Excision] explode all trees	1321
#17	(Sentinel Lymph Node OR Sentinel Lymph Node OR Lymph Node, Sentinel OR Lymph Nodes, Sentinel OR Sentinel Lymph Nodes OR Sentinel Node OR Node, Sentinel OR Nodes, Sentinel OR Sentinel Nodes):ti,ab,kw	1426
#18	MeSH descriptor: [Sentinel Lymph Node] explode all trees	32
#19	MeSH descriptor: [General Surgery] explode all trees	351
#20	MeSH descriptor: [Laparoscopy] explode all trees	5723
#21	MeSH descriptor: [Robotic Surgical Procedures] explode all trees	264
#22	(Hysterectomy OR hysterectom*):ti,ab,kw	7107
#23	MeSH descriptor: [Hysterectomy] explode all trees	1789
#24	#15 OR #16 OR #17 OR #18 #19 #20 OR #21 OR #22 OR #23	12320
#25	#14 AND #24	585
#26	#25 with Cochrane Library publication date Between Jan 2016 and Dec 2020, in Cochrane Reviews	13

Schlüsselfrage 25



26. Schlüsselfrage 26

<p>Ist beim Endometriumkarzinom (Typ I, pT2 bis pTIV b, G1-3) die systematische pelvine bzw. pelvine plus paraaortale Lymphonodektomie (LNE) sinnvoll, wenn makroskopisch Tumorfreiheit erzielt werden kann im Hinblick auf Lebensqualität, Kurzzeit-/Langzeitmorbidity, Rezidivhäufigkeit, krankheitsspezifisches und Gesamtüberleben?</p>
<p><u>Population</u> Frauen mit EC</p> <ul style="list-style-type: none"> - (Typ I, pT1a, G1/2) und makroskopisch unauffälligen LK(Typ I, pT1a, G3; pT1b, G1/2) und makroskopisch unauffälligen LK - (Typ I, pT1b, G3) und erreichbarer makroskopischer Tumorfreiheit - (Typ I, pT2 bis pTIVb, G1-3) und erreichbarer makroskopischer Tumorfreiheit - (Typ II) und erreichbarer makroskopischer Tumorfreiheit - mit Lymphgefäßinvasion <p><u>Intervention:</u> systematische paraaortale und pelvine Lympho-nodektomie (LNE)</p> <p><u>Comparison:</u> keine LNE</p> <p><u>Outcomes:</u> Morbidity, Lebensqualität, Rezidiv-häufigkeit, krankheits-spezifisches Überleben, Gesamtüberleben</p>

Recherche in PubMed (30.06.2020)

Population		
#1	"Endometrial Neoplasms"[Mesh] OR ((endometria*[tiab] OR endometrium[tiab] OR "Endometrium"[Mesh]) AND (cancer[tiab] OR tumor[tiab] OR tumour[tiab] OR malignan*[tiab] OR "Carcinoma"[Mesh] OR Epithelioma*[tiab] OR carcinoma[tiab] OR neoplas*[tiab] OR "Neoplasms"[Mesh]))	45.424
#2	uterine carcinosarcoma[tiab] OR (("Carcinosarcoma"[Mesh] OR carcinosarcoma[tiab]) AND ("Uterus"[Mesh] OR Uter*[tiab] OR womb[tiab]))	1.064
#3	#1 OR #2	45.991
Intervention bzw. Exposure		
#4	Lymph Node Excision[Mesh] OR Lymph Node Excision*[tiab] OR Lymph Node dissection*[tiab] OR Lymphadenectom*[tiab]	63.175

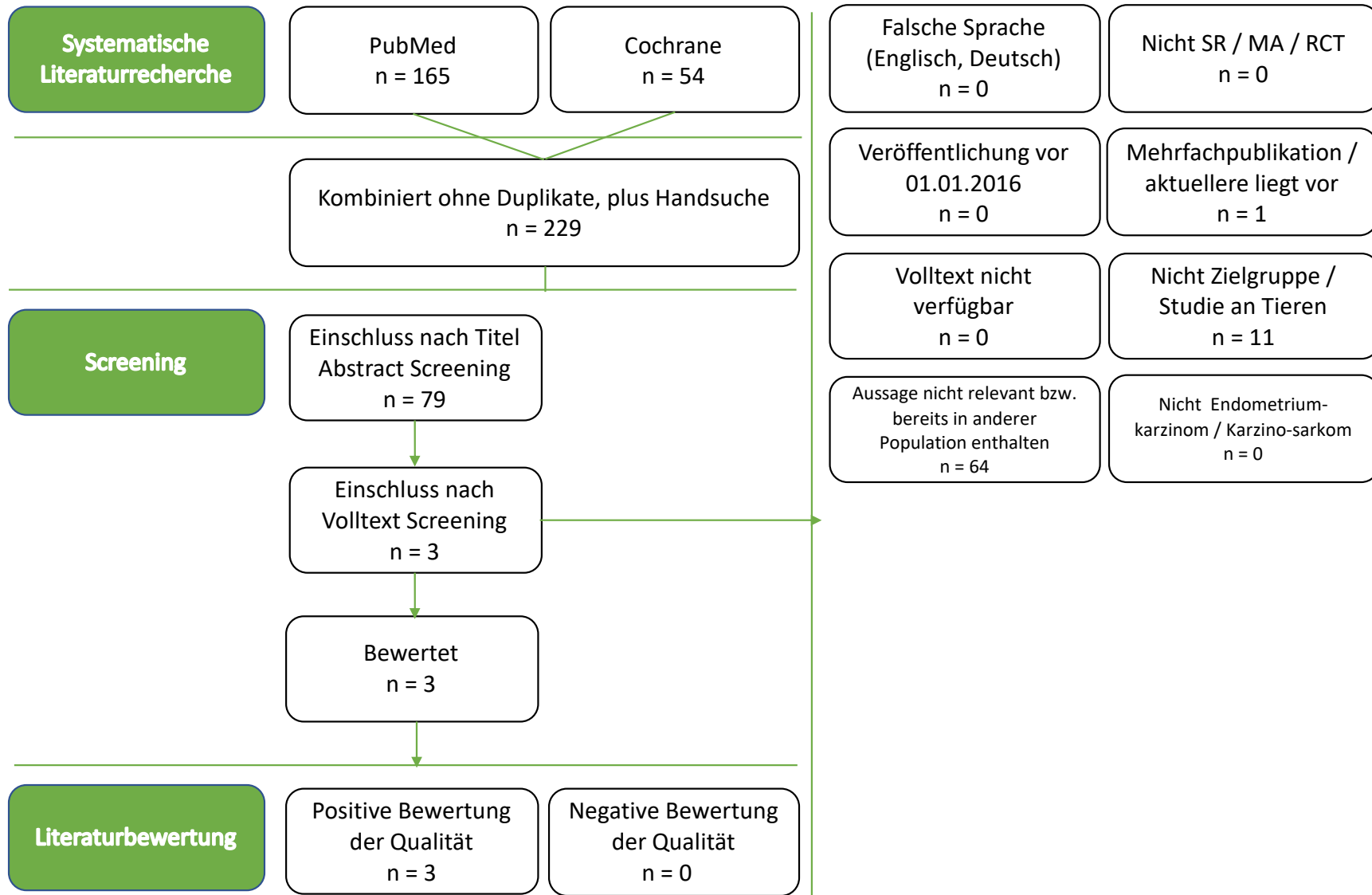
#5	Sentinel Lymph Node [Mesh] OR Sentinel Lymph Node[tiab] OR Lymph Node, Sentinel[tiab] OR Lymph Nodes, Sentinel[tiab] OR Sentinel Lymph Nodes[tiab] OR Sentinel Node[tiab] OR Node, Sentinel[tiab] OR Nodes, Sentinel[tiab] OR Sentinel Nodes[tiab]	14.937
#6	General Surgery [Mesh] OR surger*[tiab] OR surg*[tiab] OR "Surgical Procedures, Operative" [Mesh] OR operative[tiab] OR "Laparoscopy" [Mesh] OR laparoscop*[tiab] OR "Robotic Surgical Procedures" [Mesh] OR robot*[tiab]	4.198.834
#7	Hysterectomy [Mesh] OR hysterectom*[tiab]	
#8	#4 OR #5 OR #6 OR #7	4.210.872
Kombiniert mit und ohne Filter		
#9	#3 AND #8	16.751
#10	#9 Filters: Publication date from 2016, Language: English OR German; Article type: Systematic review, Meta-Analysis OR Systematic review OR RCT; Humans	165

Recherche in der Cochrane Library (04.11.20)

ID	Search	Hits
#1	MeSH descriptor: [Endometrial Neoplasms] explode all trees	625
#2	MeSH descriptor: [Endometrium] explode all trees	1064
#3	(endometria* OR endometrium):ti,ab,kw	7382
#4	#2 OR #3	7396
#5	(cancer OR tumor OR tumour OR malignan* OR Epithelioma* OR carcinoma OR neoplas*):ti,ab,kw	212615
#6	MeSH descriptor: [Carcinoma] explode all trees	13478
#7	MeSH descriptor: [Neoplasms] explode all trees	79241
#8	#5 OR #6 OR #7	221851
#9	#4 AND #8	2959
#10	#1 OR #9	2995
#11	Endometrial Neoplasms OR ((endometria* OR endometrium OR "Endometrium") AND (cancer OR tumor OR tumour OR malignan* OR "Carcinoma" OR Epithelioma* OR carcinoma OR neoplas* OR "Neoplasms"))	3008
#12	#10 OR #11	3190
#13	(uterine carcinosarcoma OR ("Carcinosarcoma" OR carcinosarcoma) AND ("Uterus" OR Uter* OR womb)):ti,ab,kw	60
#14	#12 OR #13	3226
#15	(Lymph Node Excision OR Lymph Node Excision* OR Lymph Node dissection* OR Lymphadenectom*):ti,ab,kw	4680
#16	MeSH descriptor: [Lymph Node Excision] explode all trees	1321

#17	(Sentinel Lymph Node OR Sentinel Lymph Node OR Lymph Node, Sentinel OR Lymph Nodes, Sentinel OR Sentinel Lymph Nodes OR Sentinel Node OR Node, Sentinel OR Nodes, Sentinel OR Sentinel Nodes):ti,ab,kw	1426
#18	MeSH descriptor: [Sentinel Lymph Node] explode all trees	32
#19	MeSH descriptor: [General Surgery] explode all trees	351
#20	MeSH descriptor: [Laparoscopy] explode all trees	5723
#21	MeSH descriptor: [Robotic Surgical Procedures] explode all trees	264
#22	(Hysterectomy OR hysterectom*):ti,ab,kw	7107
#23	MeSH descriptor: [Hysterectomy] explode all trees	1789
#24	#15 OR #16 OR #17 OR #18 #19 #20 OR #21 OR #22 OR #23	12320
#25	#14 AND #24	585
#26	#25 with Cochrane Library publication date Between Jan 2016 and Dec 2020, in Cochrane Reviews	13

Schlüsselfrage 26



27. Schlüsselfrage 27

Ist beim Endometriumkarzinom (Typ I, pT2 bis pTIV b, G1-3) die SLN sinnvoll, wenn makroskopisch Tumorfreiheit erzielt werden kann im Hinblick auf Lebensqualität, Kurzzeit-/ Langzeitmorbidity, Rezidivhäufigkeit, krankheitsspezifisches und Gesamtüberleben?

Population Frauen mit EC

- (Typ I, pT1a, G1/2) und makroskopisch unauffälligen LK (Typ I, pT1a, G3; pT1b, G1/2) und makroskopisch unauffälligen LK
- (Typ I, pT1b, G3) und erreichbarer makroskopischer Tumorfreiheit
- (Typ I, pT2 bis pTIVb, G1-3) und erreichbarer makroskopischer Tumorfreiheit
- (Typ II) und erreichbarer makroskopischer Tumorfreiheit
- mit Lymphgefäßinvasion

Intervention: Sentinel-Lymphknotenbiopsie (SLN)

Comparison:

keine LNE bei Frauen mit Typ-I-EC, pT1a, G1/2) und makroskopisch unauffälligen LK

LNE bei Frauen mit EC der folgenden Typ-Bestimmungen

Typ I, pT1a, G3; pT1b, G1/2) und makroskopisch unauffälligen LK

(Typ I, pT1b, G3) und erreichbarer makroskopischer Tumorfreiheit

(Typ I, pT2 bis pTIVb, G1-3) und erreichbarer makroskopischer Tumorfreiheit

(Typ II) und erreichbarer makroskopischer Tumorfreiheit

LNE bei Frauen mit EC und mit Lymphgefäßinvasion

Outcomes: Morbidity, Lebensqualität, Rezidiv-häufigkeit, krankheits-spezifisches Überleben, Gesamtüberleben

Recherche in PubMed (30.06.2020)

Population

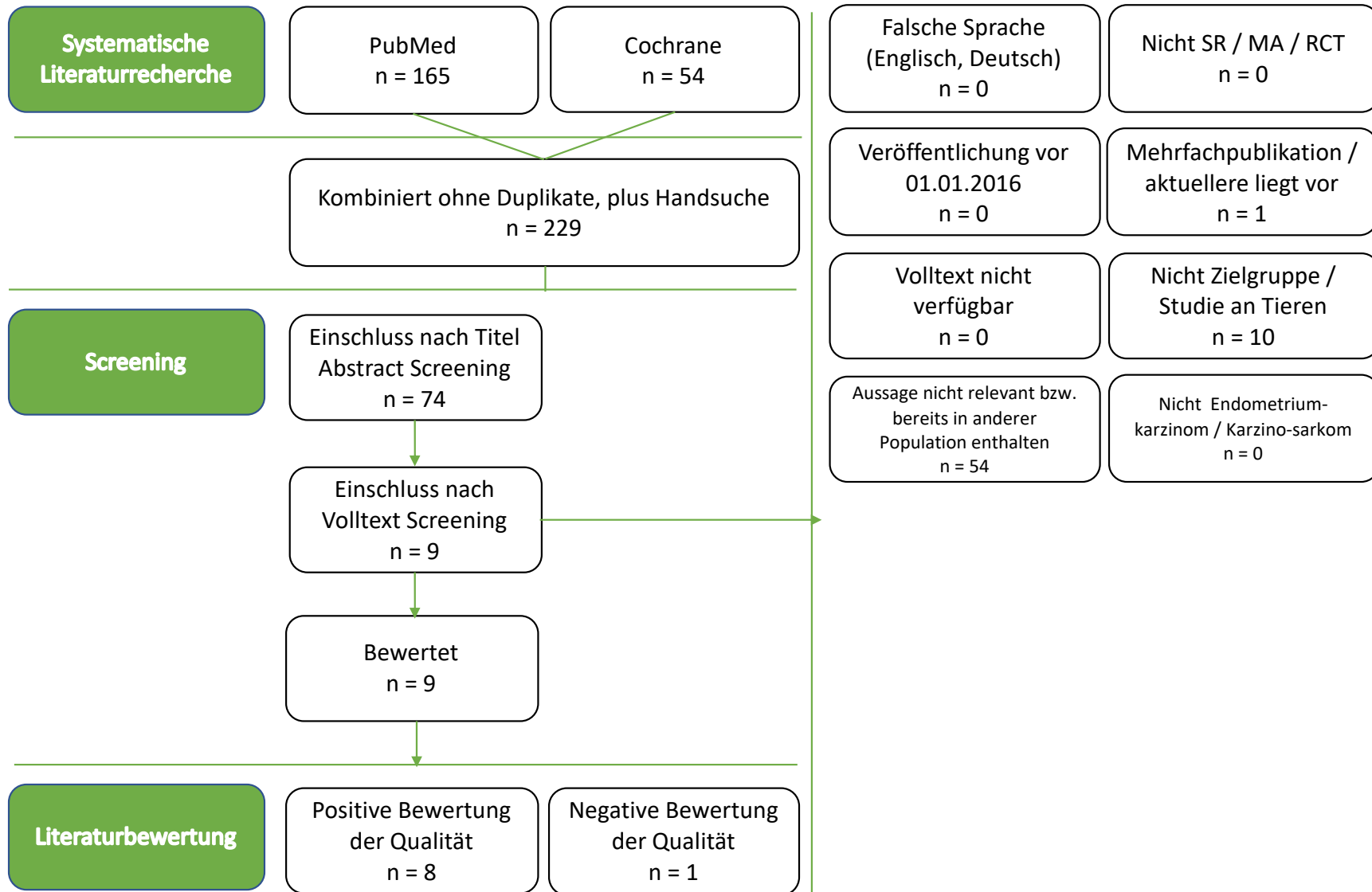
#1	"Endometrial Neoplasms"[Mesh] OR ((endometria*[tiab] OR endometrium[tiab] OR "Endometrium"[Mesh]) AND (cancer[tiab] OR tumor[tiab] OR tumour[tiab] OR malignan*[tiab] OR "Carcinoma"[Mesh] OR Epithelioma*[tiab] OR carcinoma[tiab] OR neoplas*[tiab] OR "Neoplasms"[Mesh]))	45.424
#2	uterine carcinosarcoma[tiab] OR ("Carcinosarcoma"[Mesh] OR carcinosarcoma[tiab]) AND ("Uterus"[Mesh] OR Uter*[tiab] OR womb[tiab])	1.064
#3	#1 OR #2	45.991
Intervention bzw. Exposure		
#4	Lymph Node Excision[Mesh] OR Lymph Node Excision*[tiab] OR Lymph Node dissection*[tiab] OR Lymphadenectom*[tiab]	63.175
#5	Sentinel Lymph Node[Mesh] OR Sentinel Lymph Node[tiab] OR Lymph Node, Sentinel[tiab] OR Lymph Nodes, Sentinel[tiab] OR Sentinel Lymph Nodes[tiab] OR Sentinel Node[tiab] OR Node, Sentinel[tiab] OR Nodes, Sentinel[tiab] OR Sentinel Nodes[tiab]	14.937
#6	General Surgery[Mesh] OR surger*[tiab] OR surg*[tiab] OR "Surgical Procedures, Operative"[Mesh] OR operative[tiab] OR "Laparoscopy"[Mesh] OR laparoscop*[tiab] OR "Robotic Surgical Procedures"[Mesh] OR robot*[tiab]	4.198.834
#7	Hysterectomy[Mesh] OR hysterectom*[tiab]	
#8	#4 OR #5 OR #6 OR #7	4.210.872
Kombiniert mit und ohne Filter		
#9	#3 AND #8	16.751
#10	#9 Filters: Publication date from 2016, Language: English OR German; Article type: Systematic review, Meta-Analysis OR Systematic review OR RCT; Humans	165

Recherche in der Cochrane Library (04.11.20)

ID	Search	Hits
#1	MeSH descriptor: [Endometrial Neoplasms] explode all trees	625
#2	MeSH descriptor: [Endometrium] explode all trees	1064
#3	(endometria* OR endometrium):ti,ab,kw	7382
#4	#2 OR #3	7396
#5	(cancer OR tumor OR tumour OR malignan* OR Epithelioma* OR carcinoma OR neoplas*):ti,ab,kw	212615
#6	MeSH descriptor: [Carcinoma] explode all trees	13478
#7	MeSH descriptor: [Neoplasms] explode all trees	79241
#8	#5 OR #6 OR #7	221851
#9	#4 AND #8	2959
#10	#1 OR #9	2995

#11	Endometrial Neoplasms OR ((endometria* OR endometrium OR "Endometrium") AND (cancer OR tumor OR tumour OR malignan* OR "Carcinoma" OR Epithelioma* OR carcinoma OR neoplas* OR "Neoplasms"))	3008
#12	#10 OR #11	3190
#13	(uterine carcinosarcoma OR (("Carcinosarcoma" OR carcinosarcoma) AND ("Uterus" OR Uter* OR womb))):ti,ab,kw	60
#14	#12 OR #13	3226
#15	(Lymph Node Excision OR Lymph Node Excision* OR Lymph Node dissection* OR Lymphadenectom*):ti,ab,kw	4680
#16	MeSH descriptor: [Lymph Node Excision] explode all trees	1321
#17	(Sentinel Lymph Node OR Sentinel Lymph Node OR Lymph Node, Sentinel OR Lymph Nodes, Sentinel OR Sentinel Lymph Nodes OR Sentinel Node OR Node, Sentinel OR Nodes, Sentinel OR Sentinel Nodes):ti,ab,kw	1426
#18	MeSH descriptor: [Sentinel Lymph Node] explode all trees	32
#19	MeSH descriptor: [General Surgery] explode all trees	351
#20	MeSH descriptor: [Laparoscopy] explode all trees	5723
#21	MeSH descriptor: [Robotic Surgical Procedures] explode all trees	264
#22	(Hysterectomy OR hysterectom*):ti,ab,kw	7107
#23	MeSH descriptor: [Hysterectomy] explode all trees	1789
#24	#15 OR #16 OR #17 OR #18 #19 #20 OR #21 OR #22 OR #23	12320
#25	#14 AND #24	585
#26	#25 with Cochrane Library publication date Between Jan 2016 and Dec 2020, in Cochrane Reviews	13

Schlüsselfrage 27



28. Schlüsselfrage 28

<p>Ist beim Endometriumkarzinom Typ II die systematische pelvine bzw. pelvine plus paraaortale Lymphonodektomie (LNE) sinnvoll, wenn makroskopisch Tumorfreiheit erzielt werden kann im Hinblick auf Lebensqualität, Kurzzeit-/Langzeitmorbidity, Rezidivhäufigkeit, krankheitsspezifisches und Gesamtüberleben?</p>
<p><u>Population</u> Frauen mit EC</p> <ul style="list-style-type: none"> - (Typ I, pT1a, G1/2) und makroskopisch unauffälligen LK(Typ I, pT1a, G3; pT1b, G1/2) und makroskopisch unauffälligen LK - (Typ I, pT1b, G3) und erreichbarer makroskopischer Tumorfreiheit - (Typ I, pT2 bis pTIVb, G1-3) und erreichbarer makroskopischer Tumorfreiheit - (Typ II) und erreichbarer makroskopischer Tumorfreiheit - mit Lymphgefäßinvasion <p><u>Intervention:</u> systematische paraaortale und pelvine Lympho-nodektomie (LNE)</p> <p><u>Comparison:</u> keine LNE</p> <p><u>Outcomes:</u> Morbidity, Lebensqualität, Rezidiv-häufigkeit, krankheits-spezifisches Überleben, Gesamtüberleben</p>

Recherche in PubMed (30.06.2020)

Population		
#1	"Endometrial Neoplasms"[Mesh] OR ((endometria*[tiab] OR endometrium[tiab] OR "Endometrium"[Mesh]) AND (cancer[tiab] OR tumor[tiab] OR tumour[tiab] OR malignan*[tiab] OR "Carcinoma"[Mesh] OR Epithelioma*[tiab] OR carcinoma[tiab] OR neoplas*[tiab] OR "Neoplasms"[Mesh]))	45.424
#2	uterine carcinosarcoma[tiab] OR (("Carcinosarcoma"[Mesh] OR carcinosarcoma[tiab]) AND ("Uterus"[Mesh] OR Uter*[tiab] OR womb[tiab]))	1.064
#3	#1 OR #2	45.991
Intervention bzw. Exposure		
#4	Lymph Node Excision[Mesh] OR Lymph Node Excision*[tiab] OR Lymph Node dissection*[tiab] OR Lymphadenectom*[tiab]	63.175

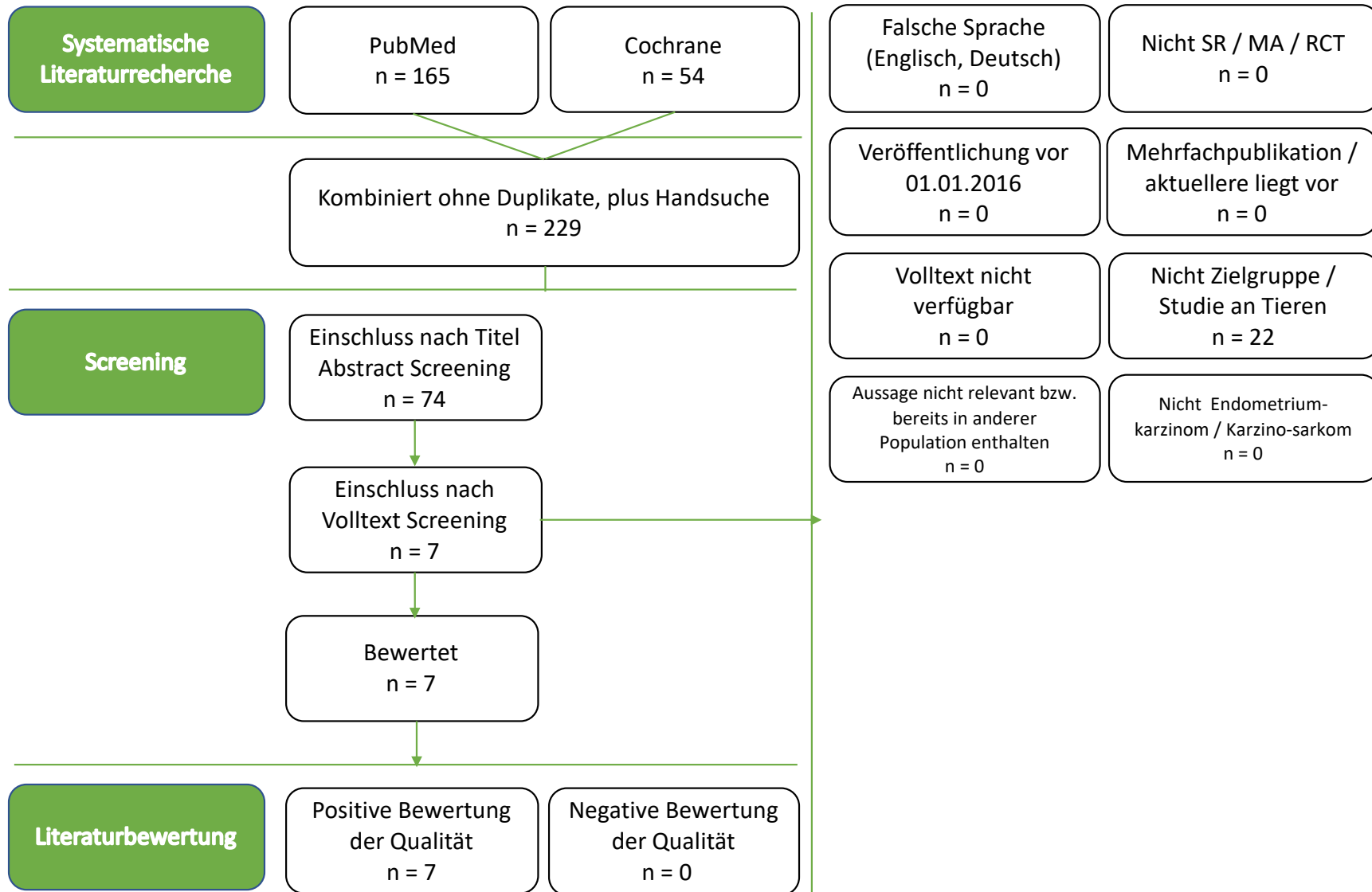
#5	Sentinel Lymph Node [Mesh] OR Sentinel Lymph Node[tiab] OR Lymph Node, Sentinel[tiab] OR Lymph Nodes, Sentinel[tiab] OR Sentinel Lymph Nodes[tiab] OR Sentinel Node[tiab] OR Node, Sentinel[tiab] OR Nodes, Sentinel[tiab] OR Sentinel Nodes[tiab]	14.937
#6	General Surgery [Mesh] OR surger*[tiab] OR surg*[tiab] OR "Surgical Procedures, Operative" [Mesh] OR operative[tiab] OR "Laparoscopy" [Mesh] OR laparoscop*[tiab] OR "Robotic Surgical Procedures" [Mesh] OR robot*[tiab]	4.198.834
#7	Hysterectomy [Mesh] OR hysterectom*[tiab]	
#8	#4 OR #5 OR #6 OR #7	4.210.872
Kombiniert mit und ohne Filter		
#9	#3 AND #8	16.751
#10	#9 Filters: Publication date from 2016, Language: English OR German; Article type: Systematic review, Meta-Analysis OR Systematic review OR RCT; Humans	165

Recherche in der Cochrane Library (04.11.20)

ID	Search	Hits
#1	MeSH descriptor: [Endometrial Neoplasms] explode all trees	625
#2	MeSH descriptor: [Endometrium] explode all trees	1064
#3	(endometria* OR endometrium):ti,ab,kw	7382
#4	#2 OR #3	7396
#5	(cancer OR tumor OR tumour OR malignan* OR Epithelioma* OR carcinoma OR neoplas*):ti,ab,kw	212615
#6	MeSH descriptor: [Carcinoma] explode all trees	13478
#7	MeSH descriptor: [Neoplasms] explode all trees	79241
#8	#5 OR #6 OR #7	221851
#9	#4 AND #8	2959
#10	#1 OR #9	2995
#11	Endometrial Neoplasms OR ((endometria* OR endometrium OR "Endometrium") AND (cancer OR tumor OR tumour OR malignan* OR "Carcinoma" OR Epithelioma* OR carcinoma OR neoplas* OR "Neoplasms"))	3008
#12	#10 OR #11	3190
#13	(uterine carcinosarcoma OR ("Carcinosarcoma" OR carcinosarcoma) AND ("Uterus" OR Uter* OR womb)):ti,ab,kw	60
#14	#12 OR #13	3226
#15	(Lymph Node Excision OR Lymph Node Excision* OR Lymph Node dissection* OR Lymphadenectom*):ti,ab,kw	4680
#16	MeSH descriptor: [Lymph Node Excision] explode all trees	1321

#17	(Sentinel Lymph Node OR Sentinel Lymph Node OR Lymph Node, Sentinel OR Lymph Nodes, Sentinel OR Sentinel Lymph Nodes OR Sentinel Node OR Node, Sentinel OR Nodes, Sentinel OR Sentinel Nodes):ti,ab,kw	1426
#18	MeSH descriptor: [Sentinel Lymph Node] explode all trees	32
#19	MeSH descriptor: [General Surgery] explode all trees	351
#20	MeSH descriptor: [Laparoscopy] explode all trees	5723
#21	MeSH descriptor: [Robotic Surgical Procedures] explode all trees	264
#22	(Hysterectomy OR hysterectom*):ti,ab,kw	7107
#23	MeSH descriptor: [Hysterectomy] explode all trees	1789
#24	#15 OR #16 OR #17 OR #18 #19 #20 OR #21 OR #22 OR #23	12320
#25	#14 AND #24	585
#26	#25 with Cochrane Library publication date Between Jan 2016 and Dec 2020, in Cochrane Reviews	13

Schlüsselfrage 28



29. Schlüsselfrage 29

Ist beim Endometriumkarzinom Typ II die SLN sinnvoll, wenn makroskopisch Tumorfreiheit erzielt werden kann im Hinblick auf Lebensqualität, Kurzzeit-/Langzeitmorbidity, Rezidivhäufigkeit, krankheitsspezifisches und Gesamtüberleben?

Population Frauen mit EC

- (Typ I, pT1a, G1/2) und makroskopisch unauffälligen LK (Typ I, pT1a, G3; pT1b, G1/2) und makroskopisch unauffälligen LK
- (Typ I, pT1b, G3) und erreichbarer makroskopischer Tumorfreiheit
- (Typ I, pT2 bis pTIVb, G1-3) und erreichbarer makroskopischer Tumorfreiheit
- (Typ II) und erreichbarer makroskopischer Tumorfreiheit
- mit Lymphgefäßinvasion

Intervention: Sentinel-Lymphknotenbiopsie (SLN)

Comparison:

keine LNE bei Frauen mit Typ-I-EC, pT1a, G1/2) und makroskopisch unauffälligen LK

LNE bei Frauen mit EC der folgenden Typ-Bestimmungen

Typ I, pT1a, G3; pT1b, G1/2) und makroskopisch unauffälligen LK

(Typ I, pT1b, G3) und erreichbarer makroskopischer Tumorfreiheit

(Typ I, pT2 bis pTIVb, G1-3) und erreichbarer makroskopischer Tumorfreiheit

(Typ II) und erreichbarer makroskopischer Tumorfreiheit

LNE bei Frauen mit EC und mit Lymphgefäßinvasion

Outcomes: Morbidity, Lebensqualität, Rezidiv-häufigkeit, krankheits-spezifisches Überleben, Gesamtüberleben

Recherche in PubMed (30.06.2020)

Population

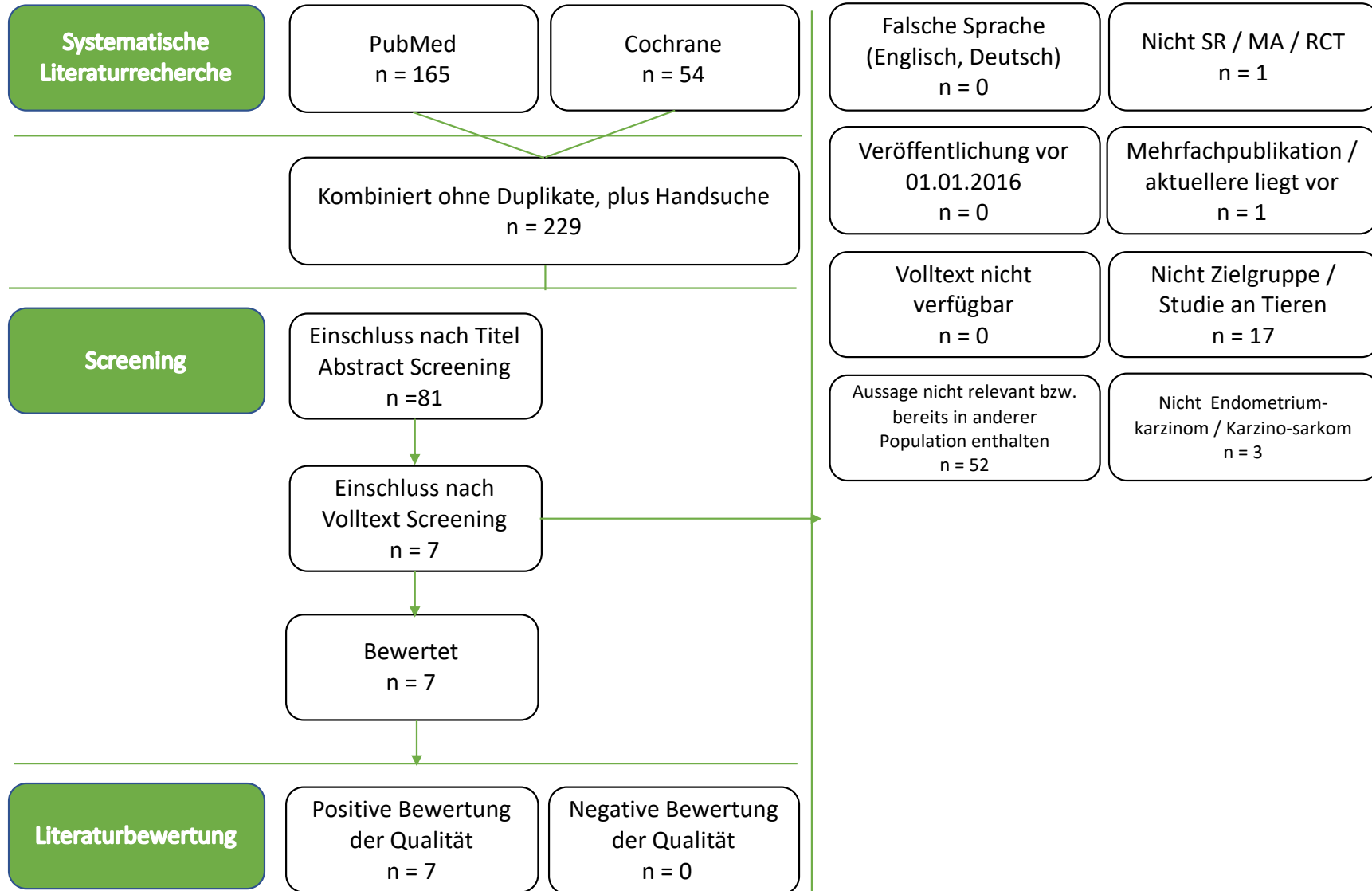
#1	"Endometrial Neoplasms"[Mesh] OR ((endometria*[tiab] OR endometrium[tiab] OR "Endometrium"[Mesh]) AND (cancer[tiab] OR tumor[tiab] OR tumour[tiab] OR malignan*[tiab] OR "Carcinoma"[Mesh] OR Epithelioma*[tiab] OR carcinoma[tiab] OR neoplas*[tiab] OR "Neoplasms"[Mesh]))	45.424
#2	uterine carcinosarcoma[tiab] OR ("Carcinosarcoma"[Mesh] OR carcinosarcoma[tiab]) AND ("Uterus"[Mesh] OR Uter*[tiab] OR womb[tiab]))	1.064
#3	#1 OR #2	45.991
Intervention bzw. Exposure		
#4	Lymph Node Excision[Mesh] OR Lymph Node Excision*[tiab] OR Lymph Node dissection*[tiab] OR Lymphadenectom*[tiab]	63.175
#5	Sentinel Lymph Node[Mesh] OR Sentinel Lymph Node[tiab] OR Lymph Node, Sentinel[tiab] OR Lymph Nodes, Sentinel[tiab] OR Sentinel Lymph Nodes[tiab] OR Sentinel Node[tiab] OR Node, Sentinel[tiab] OR Nodes, Sentinel[tiab] OR Sentinel Nodes[tiab]	14.937
#6	General Surgery[Mesh] OR surger*[tiab] OR surg*[tiab] OR "Surgical Procedures, Operative"[Mesh] OR operative[tiab] OR "Laparoscopy"[Mesh] OR laparoscop*[tiab] OR "Robotic Surgical Procedures"[Mesh] OR robot*[tiab]	4.198.834
#7	Hysterectomy[Mesh] OR hysterectom*[tiab]	
#8	#4 OR #5 OR #6 OR #7	4.210.872
Kombiniert mit und ohne Filter		
#9	#3 AND #8	16.751
#10	#9 Filters: Publication date from 2016, Language: English OR German; Article type: Systematic review, Meta-Analysis OR Systematic review OR RCT; Humans	165

Recherche in der Cochrane Library (04.11.2020)

ID	Search	Hits
#1	MeSH descriptor: [Endometrial Neoplasms] explode all trees	625
#2	MeSH descriptor: [Endometrium] explode all trees	1064
#3	(endometria* OR endometrium):ti,ab,kw	7382
#4	#2 OR #3	7396
#5	(cancer OR tumor OR tumour OR malignan* OR Epithelioma* OR carcinoma OR neoplas*):ti,ab,kw	212615
#6	MeSH descriptor: [Carcinoma] explode all trees	13478
#7	MeSH descriptor: [Neoplasms] explode all trees	79241
#8	#5 OR #6 OR #7	221851
#9	#4 AND #8	2959
#10	#1 OR #9	2995

#11	Endometrial Neoplasms OR ((endometria* OR endometrium OR "Endometrium") AND (cancer OR tumor OR tumour OR malignan* OR "Carcinoma" OR Epithelioma* OR carcinoma OR neoplas* OR "Neoplasms"))	3008
#12	#10 OR #11	3190
#13	(uterine carcinosarcoma OR (("Carcinosarcoma" OR carcinosarcoma) AND ("Uterus" OR Uter* OR womb))):ti,ab,kw	60
#14	#12 OR #13	3226
#15	(Lymph Node Excision OR Lymph Node Excision* OR Lymph Node dissection* OR Lymphadenectom*):ti,ab,kw	4680
#16	MeSH descriptor: [Lymph Node Excision] explode all trees	1321
#17	(Sentinel Lymph Node OR Sentinel Lymph Node OR Lymph Node, Sentinel OR Lymph Nodes, Sentinel OR Sentinel Lymph Nodes OR Sentinel Node OR Node, Sentinel OR Nodes, Sentinel OR Sentinel Nodes):ti,ab,kw	1426
#18	MeSH descriptor: [Sentinel Lymph Node] explode all trees	32
#19	MeSH descriptor: [General Surgery] explode all trees	351
#20	MeSH descriptor: [Laparoscopy] explode all trees	5723
#21	MeSH descriptor: [Robotic Surgical Procedures] explode all trees	264
#22	(Hysterectomy OR hysterectom*):ti,ab,kw	7107
#23	MeSH descriptor: [Hysterectomy] explode all trees	1789
#24	#15 OR #16 OR #17 OR #18 #19 #20 OR #21 OR #22 OR #23	12320
#25	#14 AND #24	585
#26	#25 with Cochrane Library publication date Between Jan 2016 and Dec 2020, in Cochrane Reviews	13

Schlüsselfrage 29



30. Schlüsselfrage 30

Ist bei Karzinosarkomen die systematische pelvine bzw. pelvine plus paraaortale Lymphonodektomie (LNE) sinnvoll, wenn makroskopisch Tumorfreiheit erzielt werden kann im Hinblick auf Lebensqualität, Kurzzeit-/Langzeitmorbidity, Rezidivhäufigkeit, krankheitsspezifisches und Gesamtüberleben?

Population Frauen mit Karzinosarkomen

Intervention: systematische paraaortale und pelvine Lympho-nodektomie (LNE)

Comparison: Sentinel-Lymphknotenbiopsie (SLN)

Outcomes: Morbidity, Lebensqualität, Rezidiv-häufigkeit, krankheits-spezifisches Überleben, Gesamtüberleben

Recherche in PubMed (30.06.2020)

Population		
#1	"Endometrial Neoplasms"[Mesh] OR ((endometria*[tiab] OR endometrium[tiab] OR "Endometrium"[Mesh]) AND (cancer[tiab] OR tumor[tiab] OR tumour[tiab] OR malignan*[tiab] OR "Carcinoma"[Mesh] OR Epithelioma*[tiab] OR carcinoma[tiab] OR neoplas*[tiab] OR "Neoplasms"[Mesh]))	45.424
#2	uterine carcinosarcoma[tiab] OR (("Carcinosarcoma"[Mesh] OR carcinosarcoma[tiab]) AND ("Uterus"[Mesh] OR Uter*[tiab] OR womb[tiab]))	1.064
#3	#1 OR #2	45.991
Intervention bzw. Exposure		
#4	Lymph Node Excision[Mesh] OR Lymph Node Excision*[tiab] OR Lymph Node dissection*[tiab] OR Lymphadenectom*[tiab]	63.175
#5	Sentinel Lymph Node[Mesh] OR Sentinel Lymph Node[tiab] OR Lymph Node, Sentinel[tiab] OR Lymph Nodes, Sentinel[tiab] OR Sentinel Lymph Nodes[tiab] OR Sentinel Node[tiab] OR Node, Sentinel[tiab] OR Nodes, Sentinel[tiab] OR Sentinel Nodes[tiab]	14.937
#6	General Surgery[Mesh] OR surger*[tiab] OR surg*[tiab] OR "Surgical Procedures, Operative"[Mesh] OR operative[tiab] OR "Laparoscopy"[Mesh] OR laparoscop*[tiab] OR "Robotic Surgical Procedures"[Mesh] OR robot*[tiab]	4.198.834
#7	Hysterectomy[Mesh] OR hysterectom*[tiab]	
#8	#4 OR #5 OR #6 OR #7	4.210.872
Kombiniert mit und ohne Filter		
#9	#3 AND #8	16.751

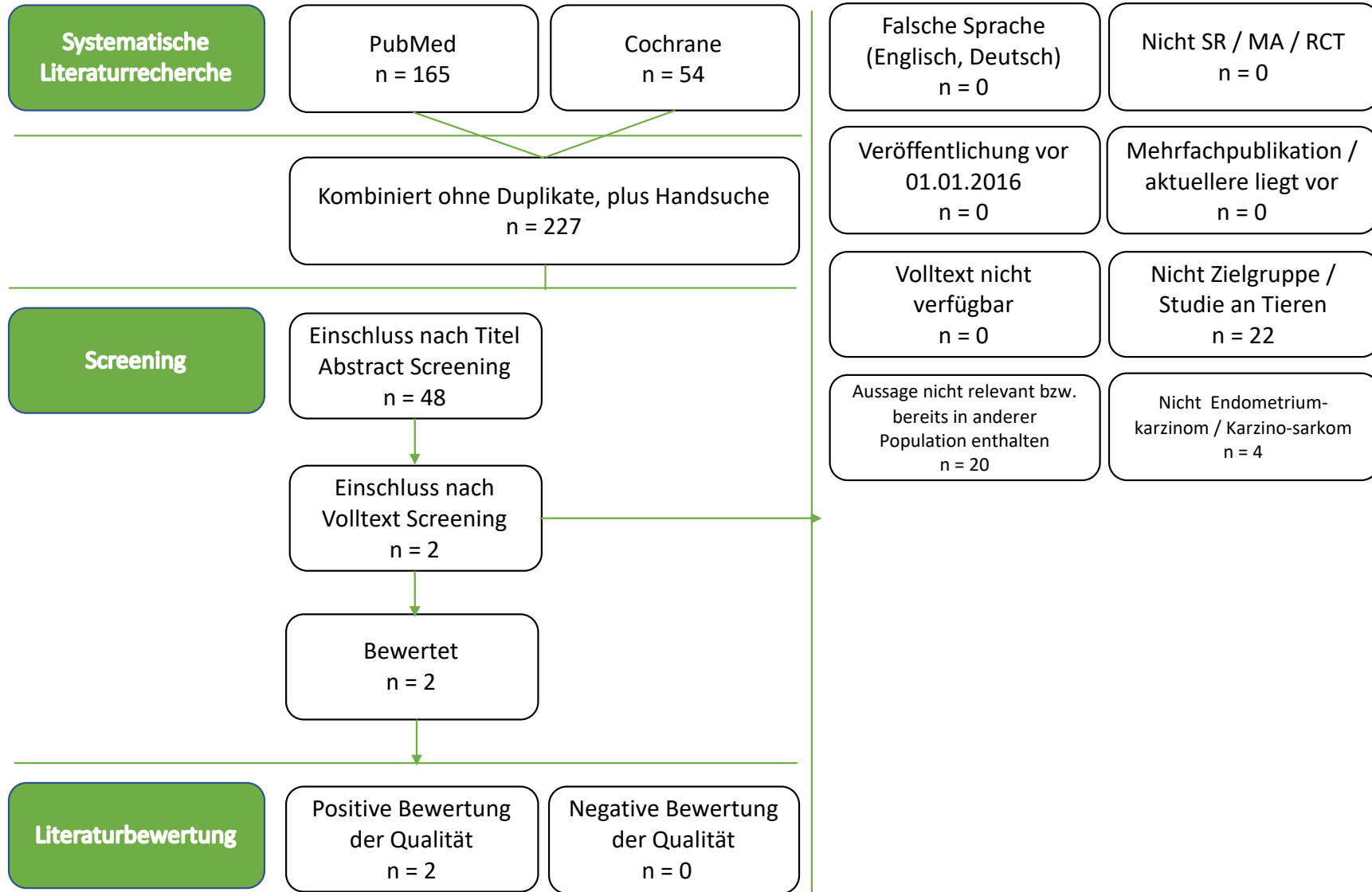
#10	#9 Filters: Publication date from 2016, Language: English OR German; Article type: Systematic review, Meta-Analysis OR Systematic review OR RCT; Humans	165
-----	---	-----

Recherche in der Cochrane Library (04.11.20)

ID	Search	Hits
#1	MeSH descriptor: [Endometrial Neoplasms] explode all trees	625
#2	MeSH descriptor: [Endometrium] explode all trees	1064
#3	(endometria* OR endometrium):ti,ab,kw	7382
#4	#2 OR #3	7396
#5	(cancer OR tumor OR tumour OR malignan* OR Epithelioma* OR carcinoma OR neoplas*):ti,ab,kw	212615
#6	MeSH descriptor: [Carcinoma] explode all trees	13478
#7	MeSH descriptor: [Neoplasms] explode all trees	79241
#8	#5 OR #6 OR #7	221851
#9	#4 AND #8	2959
#10	#1 OR #9	2995
#11	Endometrial Neoplasms OR ((endometria* OR endometrium OR "Endometrium") AND (cancer OR tumor OR tumour OR malignan* OR "Carcinoma" OR Epithelioma* OR carcinoma OR neoplas* OR "Neoplasms"))	3008
#12	#10 OR #11	3190
#13	(uterine carcinosarcoma OR ("Carcinosarcoma" OR carcinosarcoma) AND ("Uterus" OR Uter* OR womb)):ti,ab,kw	60
#14	#12 OR #13	3226
#15	(Lymph Node Excision OR Lymph Node Excision* OR Lymph Node dissection* OR Lymphadenectom*):ti,ab,kw	4680
#16	MeSH descriptor: [Lymph Node Excision] explode all trees	1321
#17	(Sentinel Lymph Node OR Sentinel Lymph Node OR Lymph Node, Sentinel OR Lymph Nodes, Sentinel OR Sentinel Lymph Nodes OR Sentinel Node OR Node, Sentinel OR Nodes, Sentinel OR Sentinel Nodes):ti,ab,kw	1426
#18	MeSH descriptor: [Sentinel Lymph Node] explode all trees	32
#19	MeSH descriptor: [General Surgery] explode all trees	351
#20	MeSH descriptor: [Laparoscopy] explode all trees	5723
#21	MeSH descriptor: [Robotic Surgical Procedures] explode all trees	264
#22	(Hysterectomy OR hysterectom*):ti,ab,kw	7107
#23	MeSH descriptor: [Hysterectomy] explode all trees	1789

#24	#15 OR #16 OR #17 OR #18 #19 #20 OR #21 OR #22 OR #23	12320
#25	#14 AND #24	585
#26	#25 with Cochrane Library publication date Between Jan 2016 and Dec 2020, in Cochrane Reviews	13

Schlüsselfrage 30



31. Schlüsselfrage 31

Ist bei Karzinosarkomen die SLN sinnvoll, wenn makroskopisch Tumorfreiheit erzielt werden kann im Hinblick auf Lebensqualität, Kurzzeit-/Langzeitmorbidity, Rezidivhäufigkeit, krankheitsspezifisches und Gesamtüberleben?
<u>Population</u> Frauen mit Karzinosarkomen
<u>Intervention:</u> Sentinel-Lymphknotenbiopsie (SLN)
<u>Comparison:</u> keine Sentinel-Lymphknotenbiopsie (SLN)
<u>Outcomes:</u> Morbidity, Lebensqualität, Rezidiv-häufigkeit, krankheits-spezifisches Überleben, Gesamtüberleben

Recherche in PubMed (30.06.2020)

Population		
#1	"Endometrial Neoplasms"[Mesh] OR ((endometria*[tiab] OR endometrium[tiab] OR "Endometrium"[Mesh]) AND (cancer[tiab] OR tumor[tiab] OR tumour[tiab] OR malignan*[tiab] OR "Carcinoma"[Mesh] OR Epithelioma*[tiab] OR carcinoma[tiab] OR neoplas*[tiab] OR "Neoplasms"[Mesh]))	45.424
#2	uterine carcinosarcoma[tiab] OR ("Carcinosarcoma"[Mesh] OR carcinosarcoma[tiab]) AND ("Uterus"[Mesh] OR Uter*[tiab] OR womb[tiab]))	1.064
#3	#1 OR #2	45.991
Intervention bzw. Exposure		
#4	Lymph Node Excision[Mesh] OR Lymph Node Excision*[tiab] OR Lymph Node dissection*[tiab] OR Lymphadenectom*[tiab]	63.175
#5	Sentinel Lymph Node[Mesh] OR Sentinel Lymph Node[tiab] OR Lymph Node, Sentinel[tiab] OR Lymph Nodes, Sentinel[tiab] OR Sentinel Lymph Nodes[tiab] OR Sentinel Node[tiab] OR Node, Sentinel[tiab] OR Nodes, Sentinel[tiab] OR Sentinel Nodes[tiab]	14.937
#6	General Surgery[Mesh] OR surger*[tiab] OR surg*[tiab] OR "Surgical Procedures, Operative"[Mesh] OR operative[tiab] OR "Laparoscopy"[Mesh] OR laparoscop*[tiab] OR "Robotic Surgical Procedures"[Mesh] OR robot*[tiab]	4.198.834
#7	Hysterectomy[Mesh] OR hysterectom*[tiab]	
#8	#4 OR #5 OR #6 OR #7	4.210.872
Kombiniert mit und ohne Filter		
#9	#3 AND #8	16.751

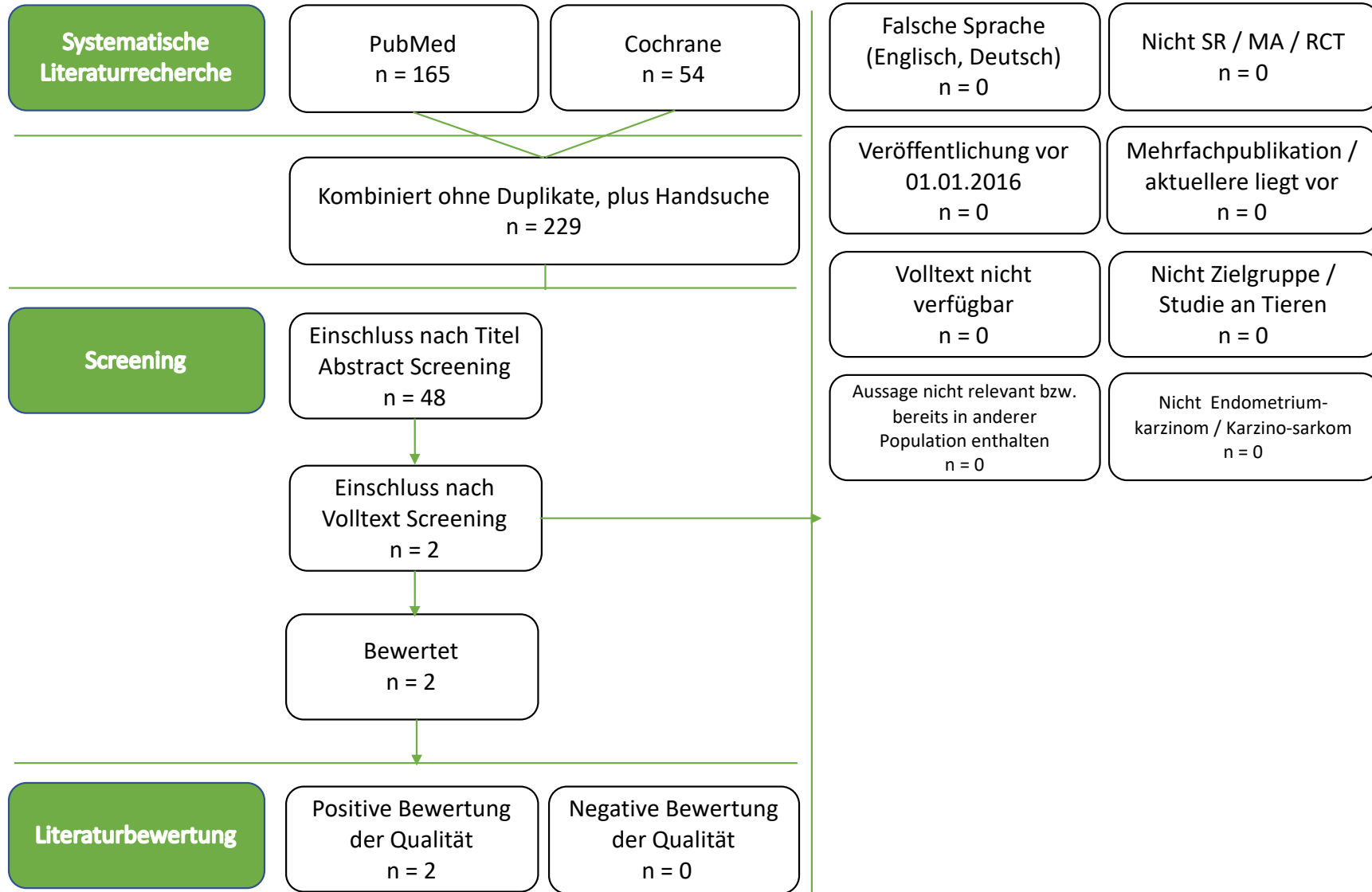
#10	#9 Filters: Publication date from 2016, Language: English OR German; Article type: Systematic review, Meta-Analysis OR Systematic review OR RCT; Humans	165
-----	---	-----

Recherche in der Cochrane Library (04.11.20)

ID	Search	Hits
#1	MeSH descriptor: [Endometrial Neoplasms] explode all trees	625
#2	MeSH descriptor: [Endometrium] explode all trees	1064
#3	(endometria* OR endometrium):ti,ab,kw	7382
#4	#2 OR #3	7396
#5	(cancer OR tumor OR tumour OR malignan* OR Epithelioma* OR carcinoma OR neoplas*):ti,ab,kw	212615
#6	MeSH descriptor: [Carcinoma] explode all trees	13478
#7	MeSH descriptor: [Neoplasms] explode all trees	79241
#8	#5 OR #6 OR #7	221851
#9	#4 AND #8	2959
#10	#1 OR #9	2995
#11	Endometrial Neoplasms OR ((endometria* OR endometrium OR "Endometrium") AND (cancer OR tumor OR tumour OR malignan* OR "Carcinoma" OR Epithelioma* OR carcinoma OR neoplas* OR "Neoplasms"))	3008
#12	#10 OR #11	3190
#13	(uterine carcinosarcoma OR ("Carcinosarcoma" OR carcinosarcoma) AND ("Uterus" OR Uter* OR womb)):ti,ab,kw	60
#14	#12 OR #13	3226
#15	(Lymph Node Excision OR Lymph Node Excision* OR Lymph Node dissection* OR Lymphadenectom*):ti,ab,kw	4680
#16	MeSH descriptor: [Lymph Node Excision] explode all trees	1321
#17	(Sentinel Lymph Node OR Sentinel Lymph Node OR Lymph Node, Sentinel OR Lymph Nodes, Sentinel OR Sentinel Lymph Nodes OR Sentinel Node OR Node, Sentinel OR Nodes, Sentinel OR Sentinel Nodes):ti,ab,kw	1426
#18	MeSH descriptor: [Sentinel Lymph Node] explode all trees	32
#19	MeSH descriptor: [General Surgery] explode all trees	351
#20	MeSH descriptor: [Laparoscopy] explode all trees	5723
#21	MeSH descriptor: [Robotic Surgical Procedures] explode all trees	264
#22	(Hysterectomy OR hysterectom*):ti,ab,kw	7107
#23	MeSH descriptor: [Hysterectomy] explode all trees	1789

#24	#15 OR #16 OR #17 OR #18 #19 #20 OR #21 OR #22 OR #23	12320
#25	#14 AND #24	585
#26	#25 with Cochrane Library publication date Between Jan 2016 and Dec 2020, in Cochrane Reviews	13

Schlüsselfrage 31



32. Schlüsselfrage 32

Wie sollte beim Endometriumkarzinom eine LNE durchgeführt werden, um eine Verbesserung zu erreichen im Hinblick auf Lebensqualität, Kurzzeit-/Langzeitmorbidity, Rezidivhäufigkeit, krankheitsspezifisches und Gesamtüberleben?
<u>Population</u> Frauen mit EC
<u>Intervention:</u> Paraaortale und pelvine LNE
<u>Comparison:</u> PelvineLNE
<u>Outcomes:</u> Morbidity, Mortality, Lebensqualität

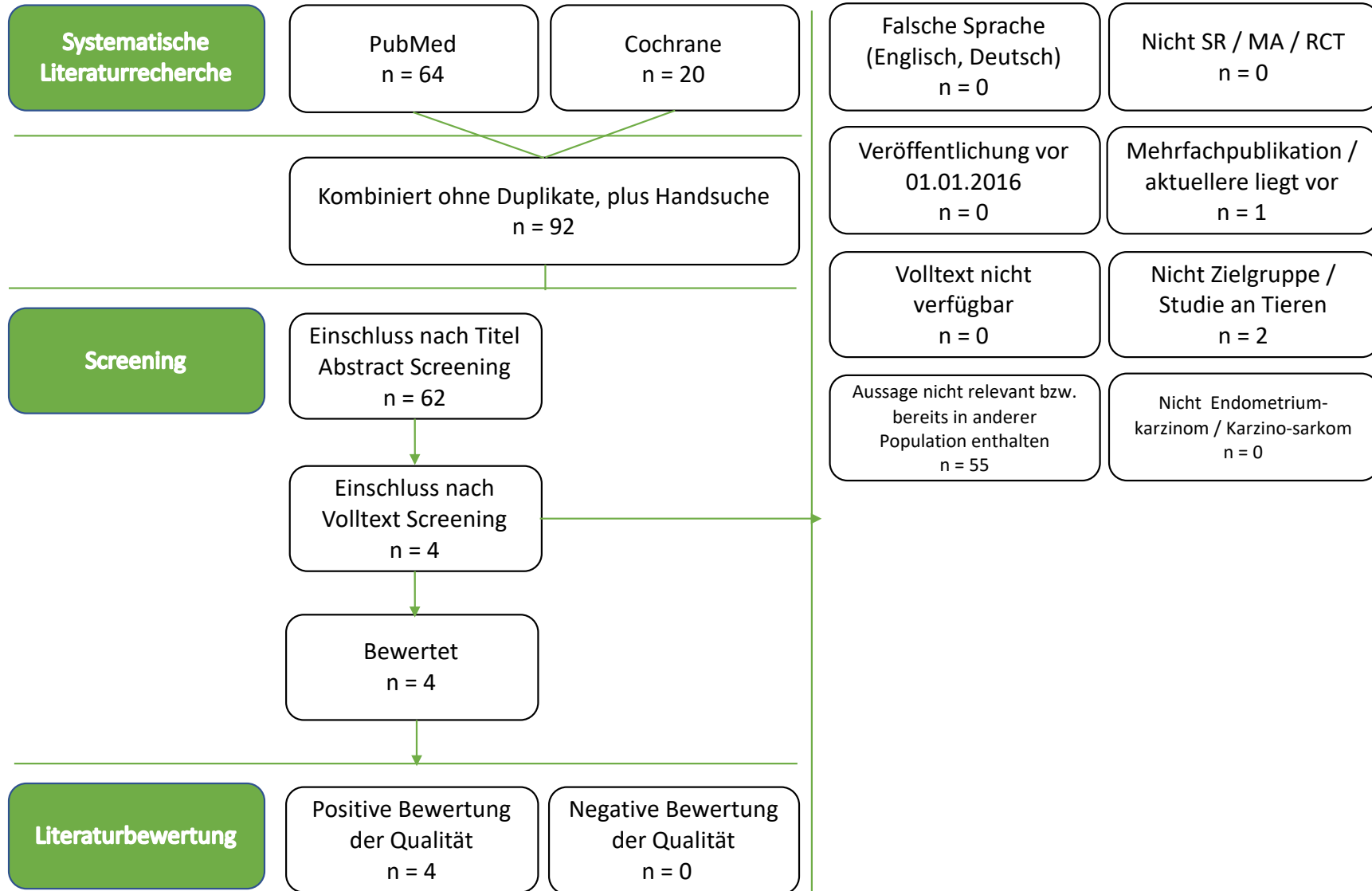
Suche in PubMed (13.07.20)

Population		
#1	"Endometrial Neoplasms"[Mesh] OR ((endometria*[tiab] OR endometrium[tiab] OR "Endometrium"[Mesh]) AND (cancer[tiab] OR tumor[tiab] OR tumour[tiab] OR malignan*[tiab] OR "Carcinoma"[Mesh] OR Epithelioma*[tiab] OR carcinoma[tiab] OR neoplas*[tiab] OR "Neoplasms"[Mesh]))	45.525
Intervention bzw. Exposure		
#2	lymphadenectomy	58.734
#3	laparoscopy	112.835
#4	#2 OR #3	167.358
Kombiniert mit und ohne Filter		
#5	#1 AND #4	3.402
#6	#5 Filters: Publication date from 2016, Language: English OR German; Article type: Abstracts; Systematic review, Meta-Analysis OR Systematic review OR RCT; Humans, Female	64

Recherche in der Cochrane Library (13.07.2020)

ID	Search	Hits
#1	endometrial cancer	2174
#2	lymphadenectomy	1647
#3	laparoscopy	8033
#4	#2 OR #3	9524
#5	#1 AND #4 with Cochrane Library publication date from Jan 2016 to present	194
#6	Cochrane reviews	20

Schlüsselfrage 32



33. Schlüsselfrage 33

Wie sollte beim Endometriumkarzinom eine SLN durchgeführt werden, um eine Verbesserung zu erreichen im Hinblick auf Lebensqualität, Kurzzeit-/Langzeitmorbidity, Rezidivhäufigkeit, krankheits-spezifisches und Gesamtüberleben?
<u>Population</u> Frauen mit EC
<u>Intervention:</u> SNB
<u>Comparison:</u> Systemische LNE
<u>Outcomes:</u> Morbidity, Mortality, Lebensqualität

Recherche in PubMed (30.06.2020)

Population		
#1	"Endometrial Neoplasms"[Mesh] OR ((endometria*[tiab] OR endometrium[tiab] OR "Endometrium"[Mesh]) AND (cancer[tiab] OR tumor[tiab] OR tumour[tiab] OR malignan*[tiab] OR "Carcinoma"[Mesh] OR Epithelioma*[tiab] OR carcinoma[tiab] OR neoplas*[tiab] OR "Neoplasms"[Mesh]))	45.424
#2	uterine carcinosarcoma[tiab] OR ("Carcinosarcoma"[Mesh] OR carcinosarcoma[tiab]) AND ("Uterus"[Mesh] OR Uter*[tiab] OR womb[tiab])	1.064
#3	#1 OR #2	45.991
Intervention bzw. Exposure		
#4	Lymph Node Excision[Mesh] OR Lymph Node Excision*[tiab] OR Lymph Node dissection*[tiab] OR Lymphadenectom*[tiab]	63.175
#5	Sentinel Lymph Node[Mesh] OR Sentinel Lymph Node[tiab] OR Lymph Node, Sentinel[tiab] OR Lymph Nodes, Sentinel[tiab] OR Sentinel Lymph Nodes[tiab] OR Sentinel Node[tiab] OR Node, Sentinel[tiab] OR Nodes, Sentinel[tiab] OR Sentinel Nodes[tiab]	14.937
#6	General Surgery[Mesh] OR surger*[tiab] OR surg*[tiab] OR "Surgical Procedures, Operative"[Mesh] OR operative[tiab] OR "Laparoscopy"[Mesh] OR laparoscop*[tiab] OR "Robotic Surgical Procedures"[Mesh] OR robot*[tiab]	4.198.834
#7	Hysterectomy[Mesh] OR hysterectom*[tiab]	
#8	#4 OR #5 OR #6 OR #7	4.210.872
Kombiniert mit und ohne Filter		
#9	#3 AND #8	16.751

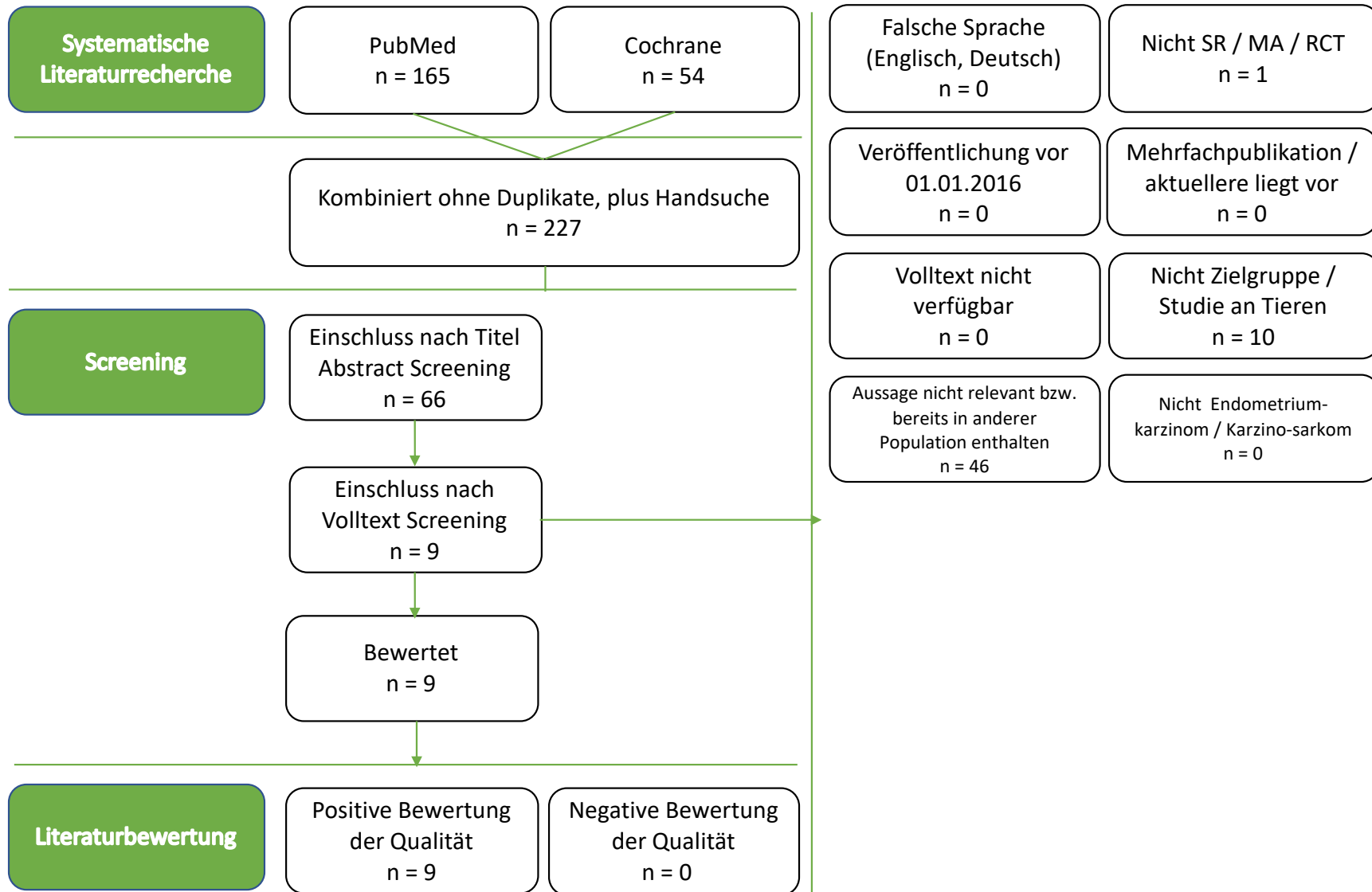
#10	#9 Filters: Publication date from 2016, Language: English OR German; Article type: Systematic review, Meta-Analysis OR Systematic review OR RCT; Humans	165
-----	---	-----

Recherche in der Cochrane Library (04.11.2020)

ID	Search	Hits
#1	MeSH descriptor: [Endometrial Neoplasms] explode all trees	625
#2	MeSH descriptor: [Endometrium] explode all trees	1064
#3	(endometria* OR endometrium):ti,ab,kw	7382
#4	#2 OR #3	7396
#5	(cancer OR tumor OR tumour OR malignan* OR Epithelioma* OR carcinoma OR neoplas*):ti,ab,kw	212615
#6	MeSH descriptor: [Carcinoma] explode all trees	13478
#7	MeSH descriptor: [Neoplasms] explode all trees	79241
#8	#5 OR #6 OR #7	221851
#9	#4 AND #8	2959
#10	#1 OR #9	2995
#11	Endometrial Neoplasms OR ((endometria* OR endometrium OR "Endometrium") AND (cancer OR tumor OR tumour OR malignan* OR "Carcinoma" OR Epithelioma* OR carcinoma OR neoplas* OR "Neoplasms"))	3008
#12	#10 OR #11	3190
#13	(uterine carcinosarcoma OR (("Carcinosarcoma" OR carcinosarcoma) AND ("Uterus" OR Uter* OR womb))):ti,ab,kw	60
#14	#12 OR #13	3226
#15	(Lymph Node Excision OR Lymph Node Excision* OR Lymph Node dissection* OR Lymphadenectom*):ti,ab,kw	4680
#16	MeSH descriptor: [Lymph Node Excision] explode all trees	1321
#17	(Sentinel Lymph Node OR Sentinel Lymph Node OR Lymph Node, Sentinel OR Lymph Nodes, Sentinel OR Sentinel Lymph Nodes OR Sentinel Node OR Node, Sentinel OR Nodes, Sentinel OR Sentinel Nodes):ti,ab,kw	1426
#18	MeSH descriptor: [Sentinel Lymph Node] explode all trees	32
#19	MeSH descriptor: [General Surgery] explode all trees	351
#20	MeSH descriptor: [Laparoscopy] explode all trees	5723
#21	MeSH descriptor: [Robotic Surgical Procedures] explode all trees	264
#22	(Hysterectomy OR hysterectom*):ti,ab,kw	7107
#23	MeSH descriptor: [Hysterectomy] explode all trees	1789

#24	#15 OR #16 OR #17 OR #18 #19 #20 OR #21 OR #22 OR #23	12320
#25	#14 AND #24	585
#26	#25 with Cochrane Library publication date Between Jan 2016 and Dec 2020, in Cochrane Reviews	13

Schlüsselfrage 33



34. Schlüsselfrage 34

Sollte beim Endometriumkarzinom bei positivem Sentinel eine anschließende systematische SLN durchgeführt werden, um eine Verbesserung zu erreichen im Hinblick auf Lebensqualität, Kurzzeit-/ Langzeitmorbidity, Rezidivhäufigkeit, krankheitsspezifisches und Gesamtüberleben?
<u>Population</u> Frauen mit EC
<u>Intervention</u> : SNB
<u>Comparison</u> : Systemische LNE
<u>Outcomes</u> : Morbidity, Mortality, Lebensqualität

Recherche in PubMed (30.06.2020)

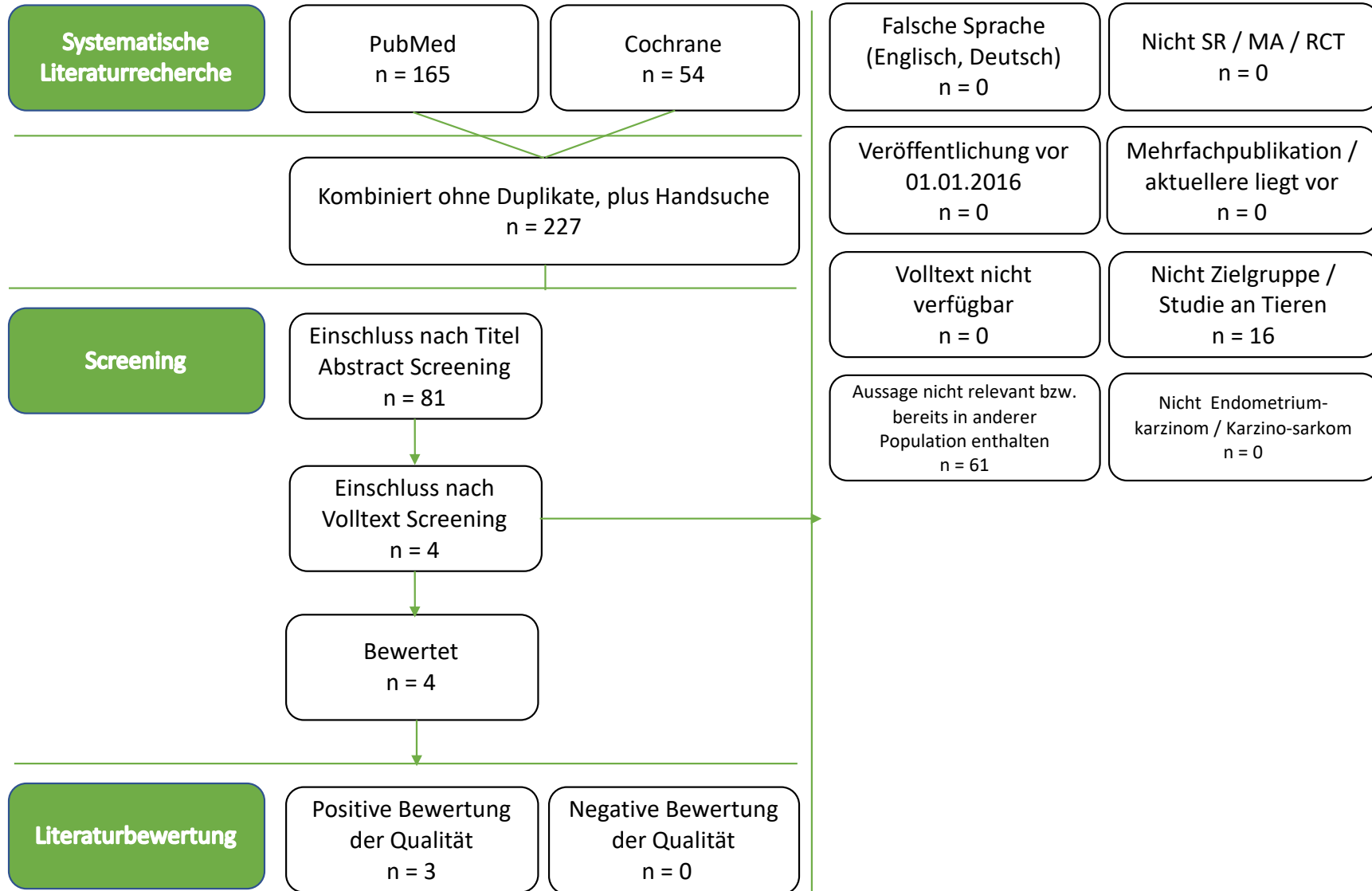
Population		
#1	"Endometrial Neoplasms"[Mesh] OR ((endometria*[tiab] OR endometrium[tiab] OR "Endometrium"[Mesh]) AND (cancer[tiab] OR tumor[tiab] OR tumour[tiab] OR malignan*[tiab] OR "Carcinoma"[Mesh] OR Epithelioma*[tiab] OR carcinoma[tiab] OR neoplas*[tiab] OR "Neoplasms"[Mesh]))	45.424
#2	uterine carcinosarcoma[tiab] OR (("Carcinosarcoma"[Mesh] OR carcinosarcoma[tiab]) AND ("Uterus"[Mesh] OR Uter*[tiab] OR womb[tiab]))	1.064
#3	#1 OR #2	45.991
Intervention bzw. Exposure		
#4	Lymph Node Excision[Mesh] OR Lymph Node Excision*[tiab] OR Lymph Node dissection*[tiab] OR Lymphadenectom*[tiab]	63.175
#5	Sentinel Lymph Node[Mesh] OR Sentinel Lymph Node[tiab] OR Lymph Node, Sentinel[tiab] OR Lymph Nodes, Sentinel[tiab] OR Sentinel Lymph Nodes[tiab] OR Sentinel Node[tiab] OR Node, Sentinel[tiab] OR Nodes, Sentinel[tiab] OR Sentinel Nodes[tiab]	14.937
#6	General Surgery[Mesh] OR surger*[tiab] OR surg*[tiab] OR "Surgical Procedures, Operative"[Mesh] OR operative[tiab] OR "Laparoscopy"[Mesh] OR laparoscop*[tiab] OR "Robotic Surgical Procedures"[Mesh] OR robot*[tiab]	4.198.834
#7	Hysterectomy[Mesh] OR hysterectom*[tiab]	
#8	#4 OR #5 OR #6 OR #7	4.210.872
Kombiniert mit und ohne Filter		
#9	#3 AND #8	16.751
#10	#9 Filters: Publication date from 2016, Language: English OR German; Article type: Systematic review, Meta-Analysis OR Systematic review OR RCT; Humans	165

Recherche in der Cochrane Library (04.11.2020)

ID	Search	Hits
#1	MeSH descriptor: [Endometrial Neoplasms] explode all trees	625
#2	MeSH descriptor: [Endometrium] explode all trees	1064
#3	(endometria* OR endometrium):ti,ab,kw	7382
#4	#2 OR #3	7396
#5	(cancer OR tumor OR tumour OR malignan* OR Epithelioma* OR carcinoma OR neoplas*):ti,ab,kw	212615
#6	MeSH descriptor: [Carcinoma] explode all trees	13478
#7	MeSH descriptor: [Neoplasms] explode all trees	79241
#8	#5 OR #6 OR #7	221851
#9	#4 AND #8	2959
#10	#1 OR #9	2995
#11	Endometrial Neoplasms OR ((endometria* OR endometrium OR "Endometrium") AND (cancer OR tumor OR tumour OR malignan* OR "Carcinoma" OR Epithelioma* OR carcinoma OR neoplas* OR "Neoplasms"))	3008
#12	#10 OR #11	3190
#13	(uterine carcinosarcoma OR ("Carcinosarcoma" OR carcinosarcoma) AND ("Uterus" OR Uter* OR womb)):ti,ab,kw	60
#14	#12 OR #13	3226
#15	(Lymph Node Excision OR Lymph Node Excision* OR Lymph Node dissection* OR Lymphadenectom*):ti,ab,kw	4680
#16	MeSH descriptor: [Lymph Node Excision] explode all trees	1321
#17	(Sentinel Lymph Node OR Sentinel Lymph Node OR Lymph Node, Sentinel OR Lymph Nodes, Sentinel OR Sentinel Lymph Nodes OR Sentinel Node OR Node, Sentinel OR Nodes, Sentinel OR Sentinel Nodes):ti,ab,kw	1426
#18	MeSH descriptor: [Sentinel Lymph Node] explode all trees	32
#19	MeSH descriptor: [General Surgery] explode all trees	351
#20	MeSH descriptor: [Laparoscopy] explode all trees	5723
#21	MeSH descriptor: [Robotic Surgical Procedures] explode all trees	264
#22	(Hysterectomy OR hysterectom*):ti,ab,kw	7107
#23	MeSH descriptor: [Hysterectomy] explode all trees	1789
#24	#15 OR #16 OR #17 OR #18 #19 #20 OR #21 OR #22 OR #23	12320

#25	#14 AND #24	585
#26	#25 with Cochrane Library publication date Between Jan 2016 and Dec 2020, in Cochrane Reviews	13

Schlüsselfrage 34



35. Schlüsselfrage 35

Wie ist der Stellenwert laparoskopischer Verfahren beim Endometriumkarzinom im Hinblick auf Lebensqualität, Kurzzeit-/Langzeitmorbidity, Rezidivhäufigkeit, krankheitsspezifisches und Gesamtüberleben?
<u>Population</u> Frauen mit EC
<u>Intervention</u> : Laparotomie
<u>Comparison</u> : Laparoskopie-Roboter-gestützte OP
<u>Outcomes</u> : Morbidity, Mortalität, Lebensqualität

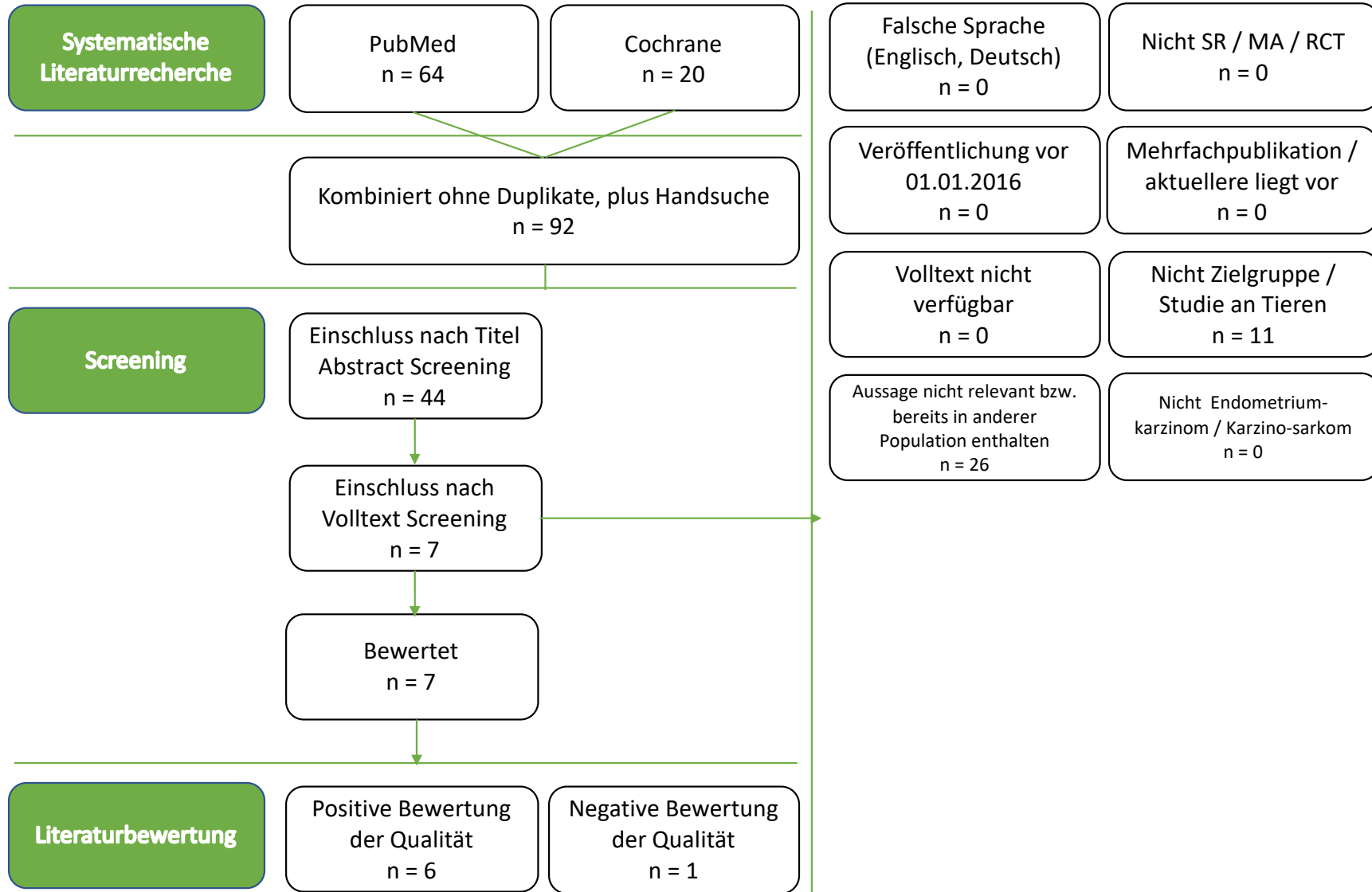
Suche in PubMed (13.07.2020)

Population		
#1	"Endometrial Neoplasms"[Mesh] OR ((endometria*[tiab] OR endometrium[tiab] OR "Endometrium"[Mesh]) AND (cancer[tiab] OR tumor[tiab] OR tumour[tiab] OR malignan*[tiab] OR "Carcinoma"[Mesh] OR Epithelioma*[tiab] OR carcinoma[tiab] OR neoplas*[tiab] OR "Neoplasms"[Mesh]))	45.525
Intervention bzw. Exposure		
#2	lymphadenectomy	58.734
#3	laparoscopy	112.835
#4	#2 OR #3	167.358
Kombiniert mit und ohne Filter		
#5	#1 AND #4	3.402
#6	#5 Filters: Publication date from 2016, Language: English OR German; Article type: Abstracts; Systematic review, Meta-Analysis OR Systematic review OR RCT; Humans, Female	64

Recherche in der Cochrane Library (13.07.2020)

ID	Search	Hits
#1	endometrial cancer	2174
#2	lymphadenectomy	1647
#3	laparoscopy	8033
#4	#2 OR #3	9524
#5	#1 AND #4 with Cochrane Library publication date from Jan 2016 to present	194
#6	Cochrane reviews	20

Schlüsselfrage 35



36. Schlüsselfrage 36

Wie ist der Stellenwert robotergestützter operativer Verfahren beim Endometriumkarzinom im Hinblick auf Lebensqualität, Kurzzeit-/Langzeitmorbidity, Rezidivhäufigkeit, krankheitsspezifisches und Gesamtüberleben
<u>Population</u> Frauen mit EC
<u>Intervention</u> : Laparotomie
<u>Comparison</u> : Laparoskopie-Roboter-gestützte OP
<u>Outcomes</u> : Morbidity, Mortalität, Lebensqualität

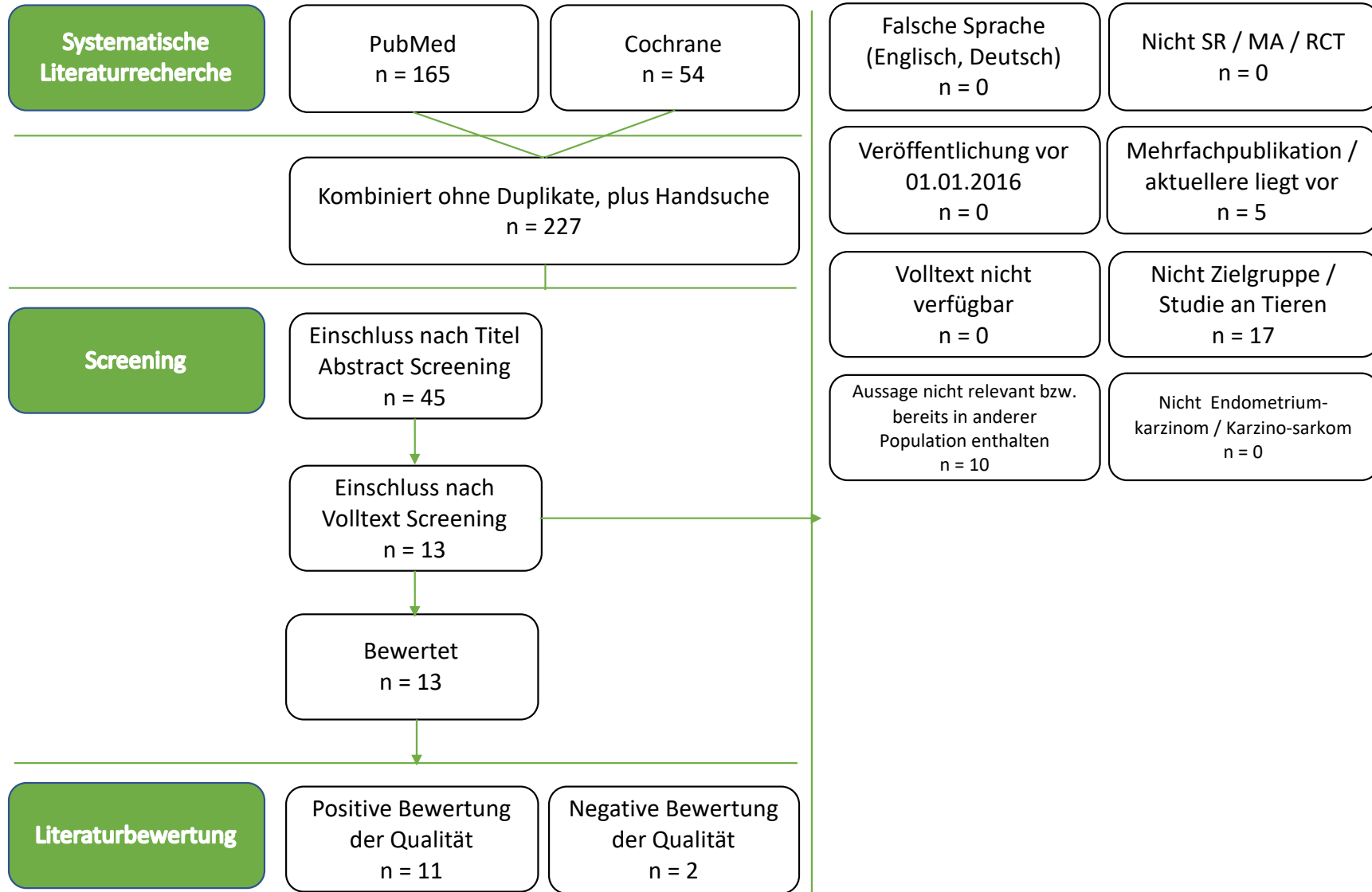
Recherche in PubMed (30.06.2020)

Population		
#1	"Endometrial Neoplasms"[Mesh] OR ((endometria*[tiab] OR endometrium[tiab] OR "Endometrium"[Mesh]) AND (cancer[tiab] OR tumor[tiab] OR tumour[tiab] OR malignan*[tiab] OR "Carcinoma"[Mesh] OR Epithelioma*[tiab] OR carcinoma[tiab] OR neoplas*[tiab] OR "Neoplasms"[Mesh]))	45.424
#2	uterine carcinosarcoma[tiab] OR (("Carcinosarcoma"[Mesh] OR carcinosarcoma[tiab]) AND ("Uterus"[Mesh] OR Uter*[tiab] OR womb[tiab]))	1.064
#3	#1 OR #2	45.991
Intervention bzw. Exposure		
#4	Lymph Node Excision[Mesh] OR Lymph Node Excision*[tiab] OR Lymph Node dissection*[tiab] OR Lymphadenectom*[tiab]	63.175
#5	Sentinel Lymph Node[Mesh] OR Sentinel Lymph Node[tiab] OR Lymph Node, Sentinel[tiab] OR Lymph Nodes, Sentinel[tiab] OR Sentinel Lymph Nodes[tiab] OR Sentinel Node[tiab] OR Node, Sentinel[tiab] OR Nodes, Sentinel[tiab] OR Sentinel Nodes[tiab]	14.937
#6	General Surgery[Mesh] OR surger*[tiab] OR surg*[tiab] OR "Surgical Procedures, Operative"[Mesh] OR operative[tiab] OR "Laparoscopy"[Mesh] OR laparoscop*[tiab] OR "Robotic Surgical Procedures"[Mesh] OR robot*[tiab]	4.198.834
#7	Hysterectomy[Mesh] OR hysterectom*[tiab]	
#8	#4 OR #5 OR #6 OR #7	4.210.872
Kombiniert mit und ohne Filter		
#9	#3 AND #8	16.751
#10	#9 Filters: Publication date from 2016, Language: English OR German; Article type: Systematic review, Meta-Analysis OR Systematic review OR RCT; Humans	165

Recherche in der Cochrane Library (04.11.2020)

ID	Search	Hits
#1	MeSH descriptor: [Endometrial Neoplasms] explode all trees	625
#2	MeSH descriptor: [Endometrium] explode all trees	1064
#3	(endometria* OR endometrium):ti,ab,kw	7382
#4	#2 OR #3	7396
#5	(cancer OR tumor OR tumour OR malignan* OR Epithelioma* OR carcinoma OR neoplas*):ti,ab,kw	212615
#6	MeSH descriptor: [Carcinoma] explode all trees	13478
#7	MeSH descriptor: [Neoplasms] explode all trees	79241
#8	#5 OR #6 OR #7	221851
#9	#4 AND #8	2959
#10	#1 OR #9	2995
#11	Endometrial Neoplasms OR ((endometria* OR endometrium OR "Endometrium") AND (cancer OR tumor OR tumour OR malignan* OR "Carcinoma" OR Epithelioma* OR carcinoma OR neoplas* OR "Neoplasms"))	3008
#12	#10 OR #11	3190
#13	(uterine carcinosarcoma OR ("Carcinosarcoma" OR carcinosarcoma) AND ("Uterus" OR Uter* OR womb)):ti,ab,kw	60
#14	#12 OR #13	3226
#15	(Lymph Node Excision OR Lymph Node Excision* OR Lymph Node dissection* OR Lymphadenectom*):ti,ab,kw	4680
#16	MeSH descriptor: [Lymph Node Excision] explode all trees	1321
#17	(Sentinel Lymph Node OR Sentinel Lymph Node OR Lymph Node, Sentinel OR Lymph Nodes, Sentinel OR Sentinel Lymph Nodes OR Sentinel Node OR Node, Sentinel OR Nodes, Sentinel OR Sentinel Nodes):ti,ab,kw	1426
#18	MeSH descriptor: [Sentinel Lymph Node] explode all trees	32
#19	MeSH descriptor: [General Surgery] explode all trees	351
#20	MeSH descriptor: [Laparoscopy] explode all trees	5723
#21	MeSH descriptor: [Robotic Surgical Procedures] explode all trees	264
#22	(Hysterectomy OR hysterectom*):ti,ab,kw	7107
#23	MeSH descriptor: [Hysterectomy] explode all trees	1789
#24	#15 OR #16 OR #17 OR #18 #19 #20 OR #21 OR #22 OR #23	12320
#25	#14 AND #24	585
#26	#25 with Cochrane Library publication date Between Jan 2016 and Dec 2020, in Cochrane Reviews	13

Schlüsselfrage 36



37. Schlüsselfrage 37

Beeinflussen Tools des geriatrischen Assessments operative, systemtherapeutische und radioonkologische Therapieentscheidungen?
<u>Population:</u> Frauen mit EC
<u>Intervention:</u> Geriatrisches Assessment im Bereich: <ul style="list-style-type: none"> • Operation • Systemtherapie • Radioonkologie
<u>Comparison:</u> Kein geriatrisches Assessment
<u>Outcomes:</u> Morbidität, Lebensqualität, Rezidivhäufigkeit, krankheits-spezifisches Überleben, Gesamtüberleben

Recherche in PubMed (30.06.2020)

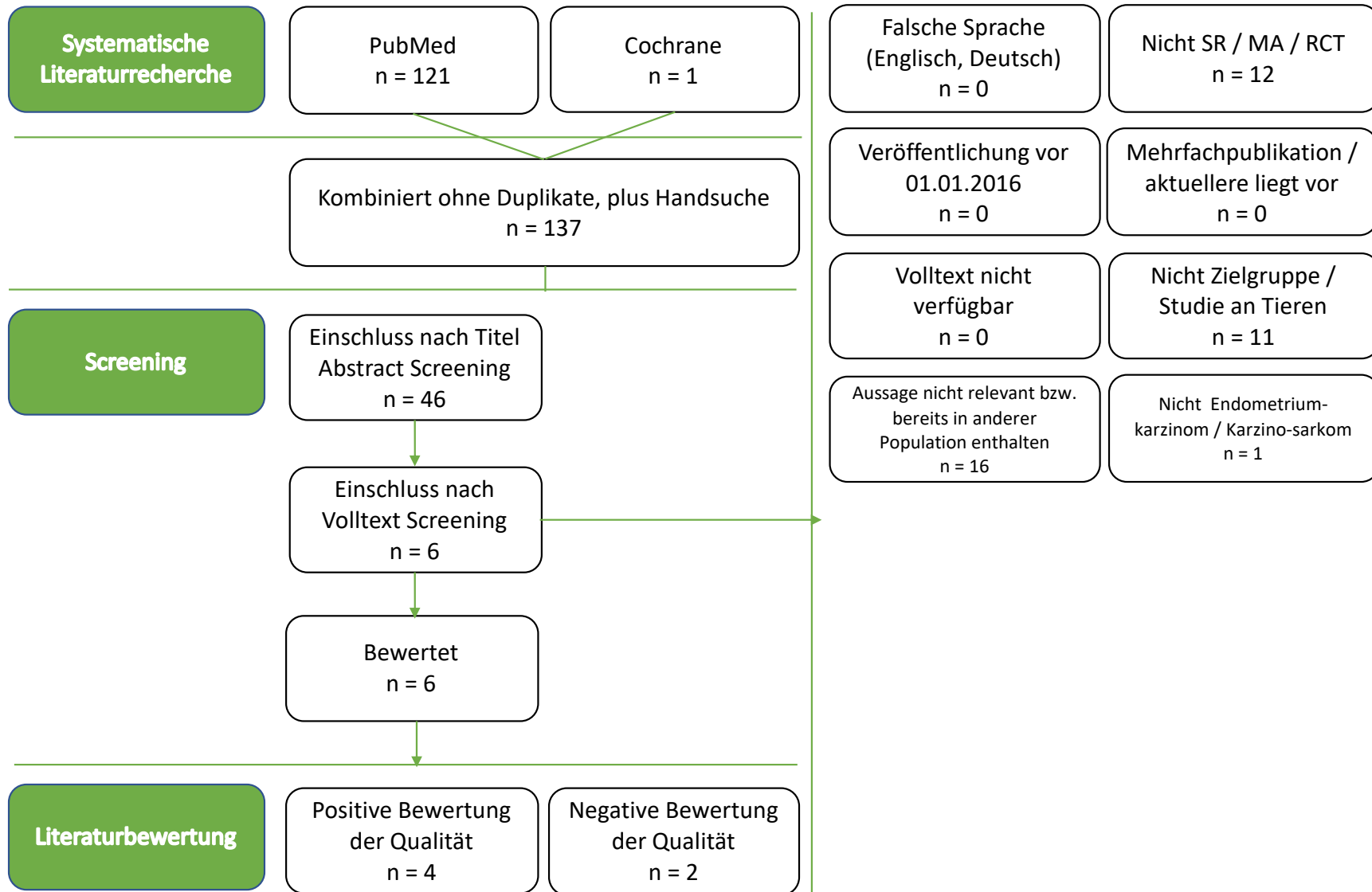
Population		
#1	"Endometrial Neoplasms"[Mesh] OR ((endometria*[tiab] OR endometrium[tiab] OR "Endometrium"[Mesh]) AND (cancer[tiab] OR tumor[tiab] OR tumour[tiab] OR malignan*[tiab] OR "Carcinoma"[Mesh] OR Epithelioma*[tiab] OR carcinoma[tiab] OR neoplas*[tiab] OR "Neoplasms"[Mesh]))	45.428
Intervention bzw. Exposure		
#2	Geriatr*	219.888
Kombiniert mit und ohne Filter		
#3	#1 AND #2	146
#4	#3 Filters: Publication date from 2016, Language: English OR German; Article type: Systematic review, Meta-Analysis OR Systematic review OR RCT; Humans	121

Recherche in der Cochrane Library (04.11.2020)

ID	Search	Hits
#1	MeSH descriptor: [Endometrial Neoplasms] explode all trees	625
#2	MeSH descriptor: [Endometrium] explode all trees	1064
#3	(endometria* OR endometrium):ti,ab,kw	7382
#4	#2 OR #3	7396
#5	(cancer OR tumor OR tumour OR malignan* OR Epithelioma* OR carcinoma OR neoplas*):ti,ab,kw	212615
#6	MeSH descriptor: [Carcinoma] explode all trees	13478
#7	MeSH descriptor: [Neoplasms] explode all trees	79241
#8	#5 OR #6 OR #7	221851
#9	#4 AND #8	2959
#10	#1 OR #9	2995

#11	Endometrial Neoplasms OR ((endometria* OR endometrium OR "Endometrium") AND (cancer OR tumor OR tumour OR malignan* OR "Carcinoma" OR Epithelioma* OR carcinoma OR neoplas* OR "Neoplasms"))	3008
#12	#10 OR #11	3190
#13	(Geriatric Assessment OR geriatric assessment OR Assessment, Geriatric OR Assessments, Geriatric OR Geriatric Assessments):ti,ab,kw	3953
#14	MeSH descriptor: [Geriatric Assessment] explode all trees	1464
#15	#13 OR #14	3953
#16	#12 AND #15	1
#17	#16 with Cochrane Library publication date Between Jan 2016 and Dec 2020, in Cochrane Reviews	0

Schlüsselfrage 37



38. Schlüsselfrage 38

Bei welchen Stadien bzw. histolog. Typen des Endometriumkarzinoms ist eine adjuvante externe Strahlentherapie (perkutan allein) indiziert im Hinblick auf Lebensqualität, Kurzzeit-/ Langzeitmorbidity, Rezidivhäufigkeit, krankheitsspezifisches und Gesamtüberleben?

Population: Frauen mit EC:

- Typ I, pT1a, G1/2
- Typ I, pT1a, G3; pT1 b, G1/2
- Typ I, pT1b, G3
- Typ I, pT2 bis pTIV b, G1-3
- Typ II

Intervention: adjuvante Strahlen-therapie (perkutan)

Comparison: keine adjuvante Strahlentherapie (perkutan)

Outcomes: Verbesserung Lebensqualität, Kurzzeit-/ Langzeit-morbidity, Rezidivhäufigkeit, krankheits-spezifisches und Gesamtüberleben

Recherche in PubMed (30.06.2020)

Population		
#1	"Endometrial Neoplasms"[Mesh] OR ((endometria*[tiab] OR endometrium[tiab] OR "Endometrium"[Mesh]) AND (cancer[tiab] OR tumor[tiab] OR tumour[tiab] OR malignan*[tiab] OR "Carcinoma"[Mesh] OR Epithelioma*[tiab] OR carcinoma[tiab] OR neoplas*[tiab] OR "Neoplasms"[Mesh]))	45.428
Intervention bzw. Exposure		

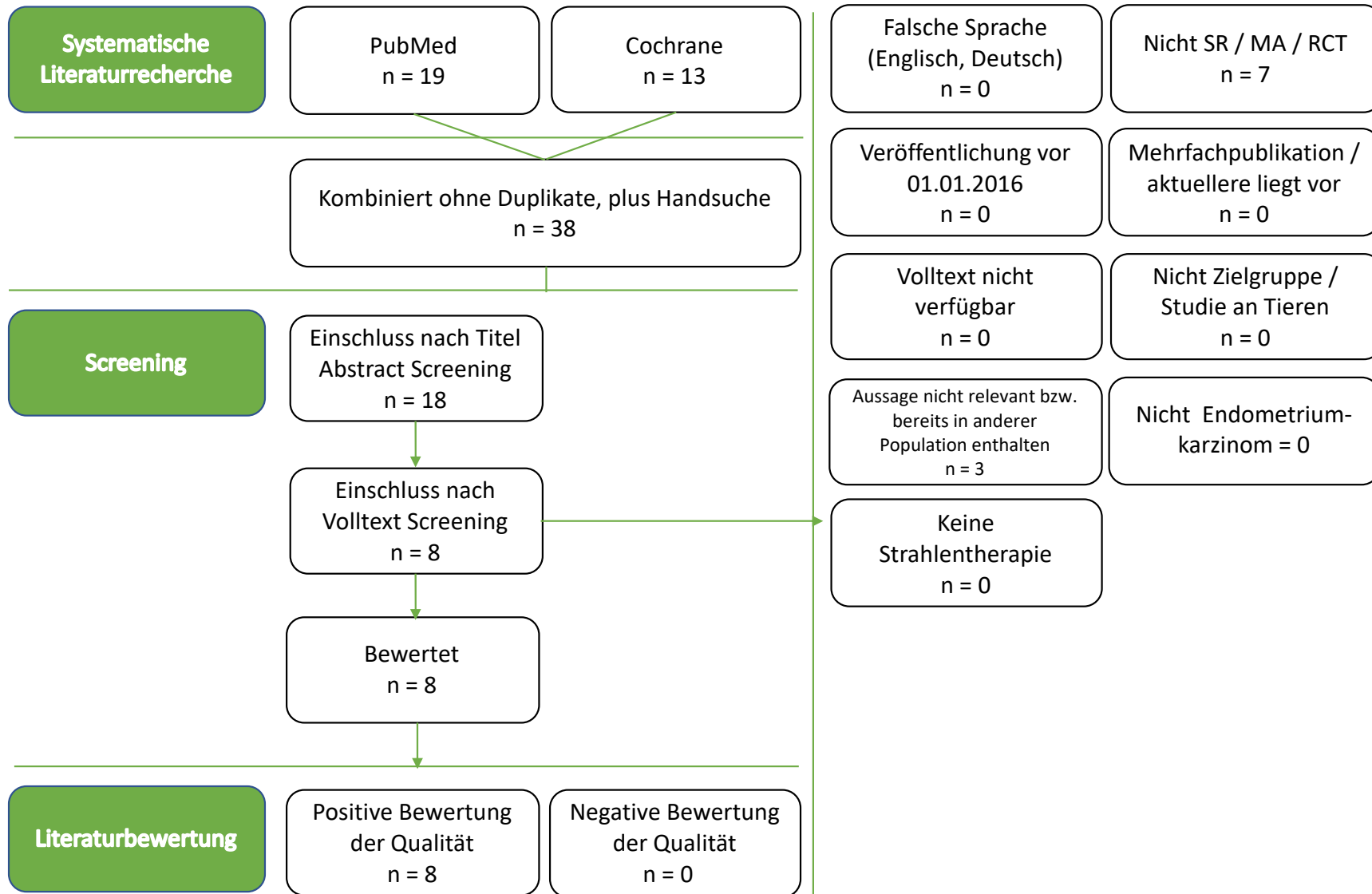
#2	Brachytherapy[Mesh] OR brachytherap*[tiab] OR Curietherapy[tiab] OR Plaque Therapy, Radioisotope[tiab] OR Radioisotope Plaque Therapy[tiab] OR Therapy, Radioisotope Plaque[tiab] OR Surface Radiotherapy[tiab] OR Radiotherapy, Surface[tiab] OR Radiotherapy, Intracavity[tiab] OR Intracavity Radiotherapy[tiab] OR Radiotherapy, Interstitial[tiab] OR Interstitial Radiotherapy[tiab] OR Radiotherapy, Implant[tiab] OR Implant Radiotherapy OR "Radiotherapy"[Mesh] OR Radiotherap*[tiab] OR Radiation Therap*[tiab] OR Therapies, Radiation[tiab] OR Therapy, Radiation[tiab] OR Radiation Treatment*[tiab] OR Treatment, Radiation[tiab] OR Radiotherapy, Targeted[tiab] OR Radiotherapies, Targeted[tiab] OR Targeted Radiotherap*[tiab] OR Targeted Radiation Therap*[tiab] OR Radiation Therapies, Targeted[tiab] OR Targeted Radiation Therapies[tiab] OR Therapies, Targeted Radiation[tiab] OR Therapy, Targeted Radiation[tiab] OR Radiation Therapy, Targeted OR "Proton Therapy"[Mesh] OR Proton Therapies[tiab] OR Therapies, Proton[tiab] OR Therapy, Proton[tiab] OR Proton Beam Therap*[tiab] OR Therapies, Proton Beam[tiab] OR Therapy, Proton Beam[tiab] OR Proton Beam Radiation Therapy[tiab] OR external beam therapy[tiab]	398.427
#3	adjuvant[tiab]	138.547
#4	#2 AND #3	32.097
#5	Radiotherapy, Adjuvant[Mesh] OR adjuvant radiotherap*[tiab]	26.592
#6	#4 OR #5	46.075
Kombiniert mit und ohne Filter		
#7	#1 AND #6	1.686
#8	#7 Filters: Publication date from 2016, Language: English OR German; Article type: Systematic review, Meta-Analysis OR Systematic review OR RCT; Humans	19

Recherche in der Cochrane Library (04.11.2020)

ID	Search	Hits
#1	MeSH descriptor: [Endometrial Neoplasms] explode all trees	625
#2	MeSH descriptor: [Endometrium] explode all trees	1064
#3	(endometria* OR endometrium):ti,ab,kw	7382
#4	#2 OR #3	7396
#5	(cancer OR tumor OR tumour OR malignan* OR Epithelioma* OR carcinoma OR neoplas*):ti,ab,kw	212615
#6	MeSH descriptor: [Carcinoma] explode all trees	13478
#7	MeSH descriptor: [Neoplasms] explode all trees	79241
#8	#5 OR #6 OR #7	221851
#9	#4 AND #8	2959
#10	#1 OR #9	2995

#11	Endometrial Neoplasms OR ((endometria* OR endometrium OR "Endometrium") AND (cancer OR tumor OR tumour OR malignan* OR "Carcinoma" OR Epithelioma* OR carcinoma OR neoplas* OR "Neoplasms"))	3008
#12	#10 OR #11	3190
#13	(Brachytherapy OR brachytherap* OR Curietherapy OR Plaque Therapy, Radioisotope OR Radioisotope Plaque Therapy OR Therapy, Radioisotope Plaque OR Surface Radiotherapy OR Radiotherapy, Surface OR Radiotherapy, Intracavity OR Intracavity Radiotherapy OR Radiotherapy, Interstitial OR Interstitial Radiotherapy OR Radiotherapy, Implant OR Implant Radiotherapy OR "Radiotherapy" OR Radiotherap* OR Radiation Therap* OR Therapies, Radiation OR Therapy, Radiation OR Radiation Treatment* OR Treatment, Radiation OR Radiotherapy, Targeted OR Radiotherapies, Targeted OR Targeted Radiotherap* OR Targeted Radiation Therap* OR Radiation Therapies, Targeted OR Targeted Radiation Therapies OR Therapies, Targeted Radiation OR Therapy, Targeted Radiation OR Radiation Therapy, Targeted OR "Proton Therapy" OR Proton Therapies OR Therapies, Proton OR Therapy, Proton OR Proton Beam Therap* OR Therapies, Proton Beam OR Therapy, Proton Beam OR Proton Beam Radiation Therapy OR external beam therapy):ti,ab,kw	46142
#14	MeSH descriptor: [Brachytherapy] explode all trees	684
#15	MeSH descriptor: [Radiotherapy] explode all trees	6088
#16	MeSH descriptor: [Proton Therapy] explode all trees	43
#17	#13 OR #14 OR #15 OR #16	46449
#18	(adjuvant OR additional):ti,ab,kw	111552
#19	#17 AND #18	10139
#20	#12 AND #19	279
#21	#20 with Cochrane Library publication date Between Jan 2016 and Dec 2020, in Cochrane Reviews	6

Schlüsselfrage 38



39. Schlüsselfrage 39

Bei welchen Stadien bzw. histolog. Typen des Endometriumkarzinoms ist eine adjuvante externe (perkutane) Strahlentherapie in Kombination mit Brachytherapie indiziert im Hinblick auf Lebensqualität, Kurzzeit-/Langzeitmorbidity, Rezidivhäufigkeit, krankheitsspezifisches und Gesamtüberleben?

Population: Frauen mit EC:

- Typ I, pT1a, G1/2
- Typ I, pT1a, G3; pT1 b, G1/2
- Typ I, pT1b, G3
- Typ I, pT2 bis pTIV b, G1-3
- Typ II

Intervention: Adjuvante kombinierte Strahlentherapie (perkutan) + Brachytherapie

Comparison: nur perkutane Strahlentherapie

Outcomes: Verbesserung Lebensqualität, Kurzzeit-/ Langzeit-morbidity, Rezidivhäufigkeit, krankheits-spezifisches und Gesamtüberleben

Recherche in PubMed (30.06.2020)

Population		
#1	"Endometrial Neoplasms"[Mesh] OR ((endometria*[tiab] OR endometrium[tiab] OR "Endometrium"[Mesh]) AND (cancer[tiab] OR tumor[tiab] OR tumour[tiab] OR malignan*[tiab] OR "Carcinoma"[Mesh] OR Epithelioma*[tiab] OR carcinoma[tiab] OR neoplas*[tiab] OR "Neoplasms"[Mesh]))	45.428
Intervention bzw. Exposure		

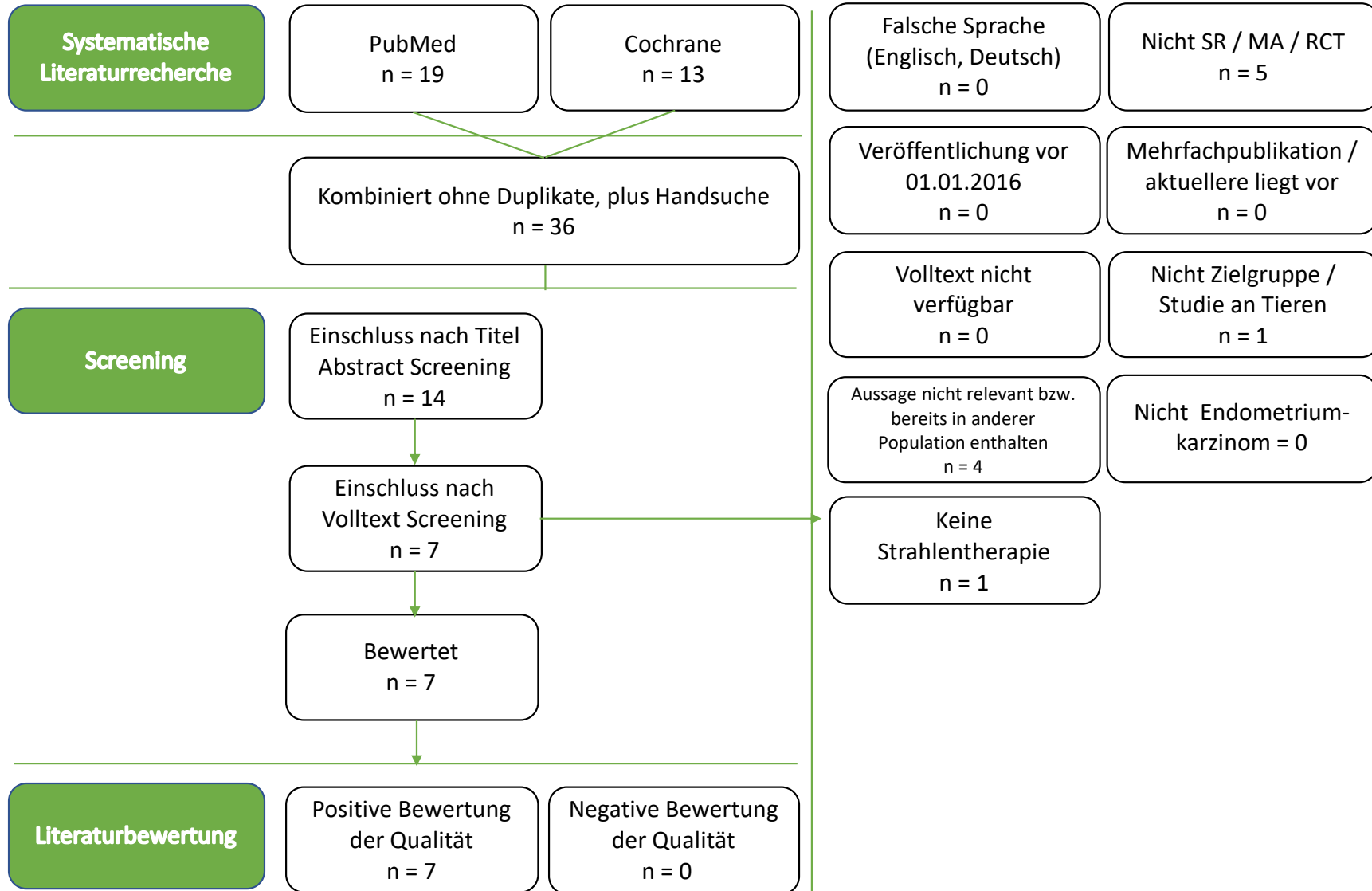
#2	Brachytherapy[Mesh] OR brachytherap*[tiab] OR Curietherapy[tiab] OR Plaque Therapy, Radioisotope[tiab] OR Radioisotope Plaque Therapy[tiab] OR Therapy, Radioisotope Plaque[tiab] OR Surface Radiotherapy[tiab] OR Radiotherapy, Surface[tiab] OR Radiotherapy, Intracavity[tiab] OR Intracavity Radiotherapy[tiab] OR Radiotherapy, Interstitial[tiab] OR Interstitial Radiotherapy[tiab] OR Radiotherapy, Implant[tiab] OR Implant Radiotherapy OR "Radiotherapy"[Mesh] OR Radiotherap*[tiab] OR Radiation Therap*[tiab] OR Therapies, Radiation[tiab] OR Therapy, Radiation[tiab] OR Radiation Treatment*[tiab] OR Treatment, Radiation[tiab] OR Radiotherapy, Targeted[tiab] OR Radiotherapies, Targeted[tiab] OR Targeted Radiotherap*[tiab] OR Targeted Radiation Therap*[tiab] OR Radiation Therapies, Targeted[tiab] OR Targeted Radiation Therapies[tiab] OR Therapies, Targeted Radiation[tiab] OR Therapy, Targeted Radiation[tiab] OR Radiation Therapy, Targeted OR "Proton Therapy"[Mesh] OR Proton Therapies[tiab] OR Therapies, Proton[tiab] OR Therapy, Proton[tiab] OR Proton Beam Therap*[tiab] OR Therapies, Proton Beam[tiab] OR Therapy, Proton Beam[tiab] OR Proton Beam Radiation Therapy[tiab] OR external beam therapy[tiab]	398.427
#3	adjuvant[tiab]	138.547
#4	#2 AND #3	32.097
#5	Radiotherapy, Adjuvant[Mesh] OR adjuvant radiotherap*[tiab]	26.592
#6	#4 OR #5	46.075
Kombiniert mit und ohne Filter		
#7	#1 AND #6	1.686
#8	#7 Filters: Publication date from 2016, Language: English OR German; Article type: Systematic review, Meta-Analysis OR Systematic review OR RCT; Humans	19

Recherche in der Cochrane Library (04.11.2020)

ID	Search	Hits
#1	MeSH descriptor: [Endometrial Neoplasms] explode all trees	625
#2	MeSH descriptor: [Endometrium] explode all trees	1064
#3	(endometria* OR endometrium):ti,ab,kw	7382
#4	#2 OR #3	7396
#5	(cancer OR tumor OR tumour OR malignan* OR Epithelioma* OR carcinoma OR neoplas*):ti,ab,kw	212615
#6	MeSH descriptor: [Carcinoma] explode all trees	13478
#7	MeSH descriptor: [Neoplasms] explode all trees	79241
#8	#5 OR #6 OR #7	221851
#9	#4 AND #8	2959
#10	#1 OR #9	2995

#11	Endometrial Neoplasms OR ((endometria* OR endometrium OR "Endometrium") AND (cancer OR tumor OR tumour OR malignan* OR "Carcinoma" OR Epithelioma* OR carcinoma OR neoplas* OR "Neoplasms"))	3008
#12	#10 OR #11	3190
#13	(Brachytherapy OR brachytherap* OR Curietherapy OR Plaque Therapy, Radioisotope OR Radioisotope Plaque Therapy OR Therapy, Radioisotope Plaque OR Surface Radiotherapy OR Radiotherapy, Surface OR Radiotherapy, Intracavity OR Intracavity Radiotherapy OR Radiotherapy, Interstitial OR Interstitial Radiotherapy OR Radiotherapy, Implant OR Implant Radiotherapy OR "Radiotherapy" OR Radiotherap* OR Radiation Therap* OR Therapies, Radiation OR Therapy, Radiation OR Radiation Treatment* OR Treatment, Radiation OR Radiotherapy, Targeted OR Radiotherapies, Targeted OR Targeted Radiotherap* OR Targeted Radiation Therap* OR Radiation Therapies, Targeted OR Targeted Radiation Therapies OR Therapies, Targeted Radiation OR Therapy, Targeted Radiation OR Radiation Therapy, Targeted OR "Proton Therapy" OR Proton Therapies OR Therapies, Proton OR Therapy, Proton OR Proton Beam Therap* OR Therapies, Proton Beam OR Therapy, Proton Beam OR Proton Beam Radiation Therapy OR external beam therapy):ti,ab,kw	46142
#14	MeSH descriptor: [Brachytherapy] explode all trees	684
#15	MeSH descriptor: [Radiotherapy] explode all trees	6088
#16	MeSH descriptor: [Proton Therapy] explode all trees	43
#17	#13 OR #14 OR #15 OR #16	46449
#18	(adjuvant OR additional):ti,ab,kw	111552
#19	#17 AND #18	10139
#20	#12 AND #19	279
#21	#20 with Cochrane Library publication date Between Jan 2016 and Dec 2020, in Cochrane Reviews	6

Schlüsselfrage 39



40. Schlüsselfrage 40

Welchen Einfluss hat die alleinige adjuvante Brachytherapie beim Endometriumkarzinom im Hinblick auf Lebensqualität, Kurzzeit-/Langzeitmorbidity, Rezidivhäufigkeit, krankheitsspezifisches und Gesamtüberleben?

Population Frauen mit EC

Intervention: Brachytherapie, Internal radiation therapy“

Comparison: keine Brachytherapie

Outcomes: Kurzzeit-/Langzeitmorbidity, Rezidivhäufigkeit, krankheitsspezifisches und Gesamtüberleben?

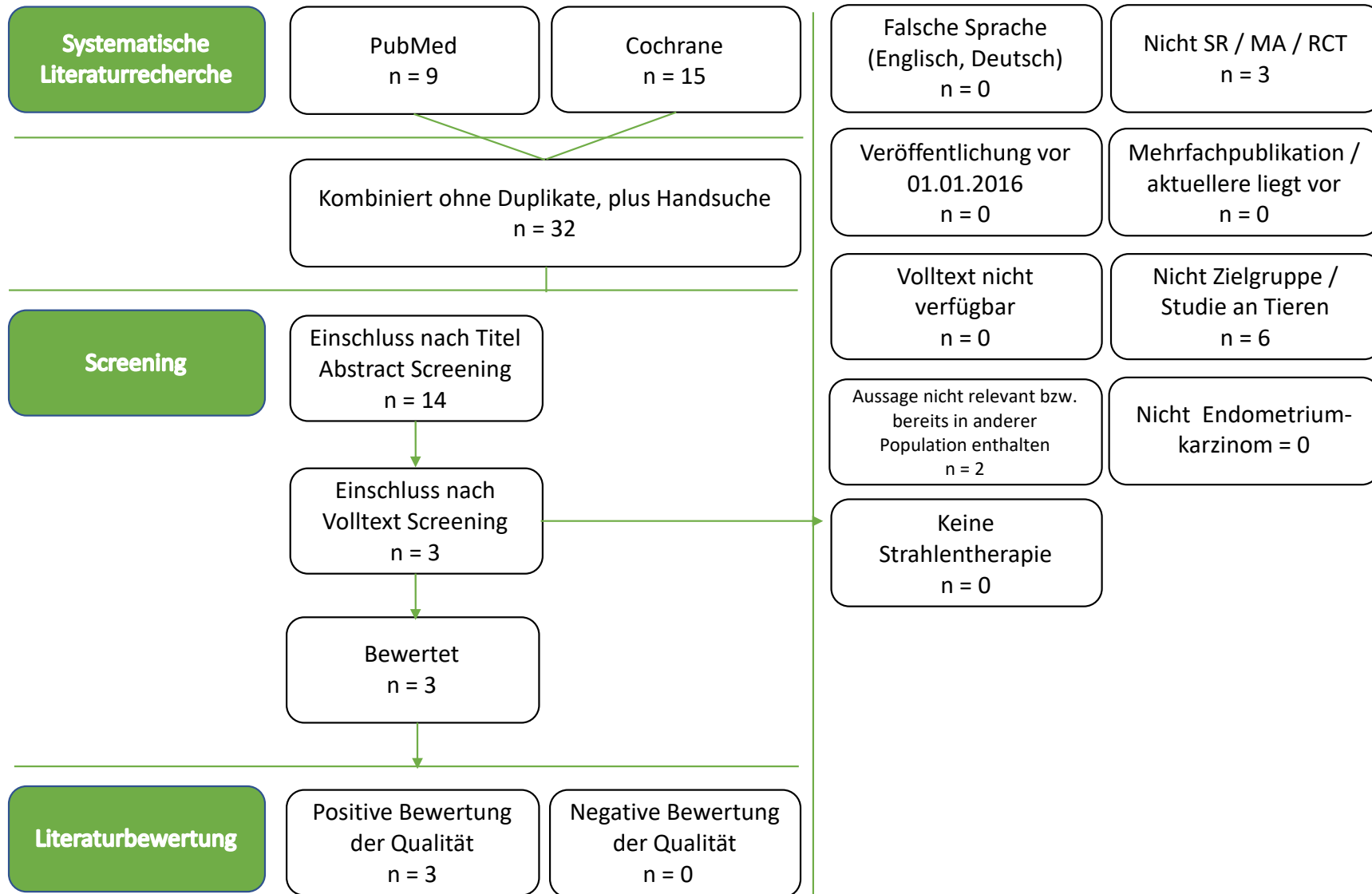
Recherche in PubMed (13.07.2020)

Population		
#1	"Endometrial Neoplasms"[Mesh] OR ((endometria*[tiab] OR endometrium[tiab] OR "Endometrium"[Mesh]) AND (cancer[tiab] OR tumor[tiab] OR tumour[tiab] OR malignan*[tiab] OR "Carcinoma"[Mesh] OR Epithelioma*[tiab] OR carcinoma[tiab] OR neoplas*[tiab] OR "Neoplasms"[Mesh]))	45.525
Intervention bzw. Exposure		
#2	brachytherapy	25.231
#3	internal radiation therapy	32.702
#4	#2 OR #3	32.706
Kombiniert mit und ohne Filter		
#5	#1 AND #4	1.175
#6	#5 Filters: Publication date from 2016, Language: English OR German; Article type: Abstracts; Systematic review, Meta-Analysis OR Systematic review OR RCT; Humans, Female	9

Recherche in der Cochrane Library (13.07.2020)

ID	Search	Hits
#1	endometrial cancer	2174
#2	brachytherapy	2152
#3	internal radiation therapy	1014
#4	#2 OR #3	3071
#5	#1 AND #4 with Cochrane Library publication date from Jan 2016 to present	107
#6	Cochrane Reviews	15

Schlüsselfrage 40



41. Schlüsselfrage 41

Welchen Stellenwert hat eine kombinierte Radiochemotherapie (sequenziell/simultan) im Vergleich zu anderen Verfahren (alleinige Radiatio, pelvin +/- paraaortale Bestrahlung, Abdomenganzbestrahlung, **alleinige Chemotherapie**) beim Endometriumkarzinom in Bezug auf Kurzzeit-/ Langzeitmorbidity, krankheitsspezifisches Gesamtüberleben und Rezidivhäufigkeit?

Population: Frauen mit EC

Intervention: adjuvante kombinierte Radio-chemotherapie (sequenziell/simul-tan)

Comparison:

- adjuvante Strahlentherapie
- adjuvante pelvine +/- paraaortale Bestrahlung
- adjuvante Abdomenganz-bestrahlung

alleinige adjuvante Chemotherapie

Outcomes: Verbesserung Lebensqualität, Kurzzeit-/ Langzeitmorbidity, Rezidivhäufigkeit, krankheitsspezifisches und Gesamtüberleben

Recherche in PubMed (30.06.2020)

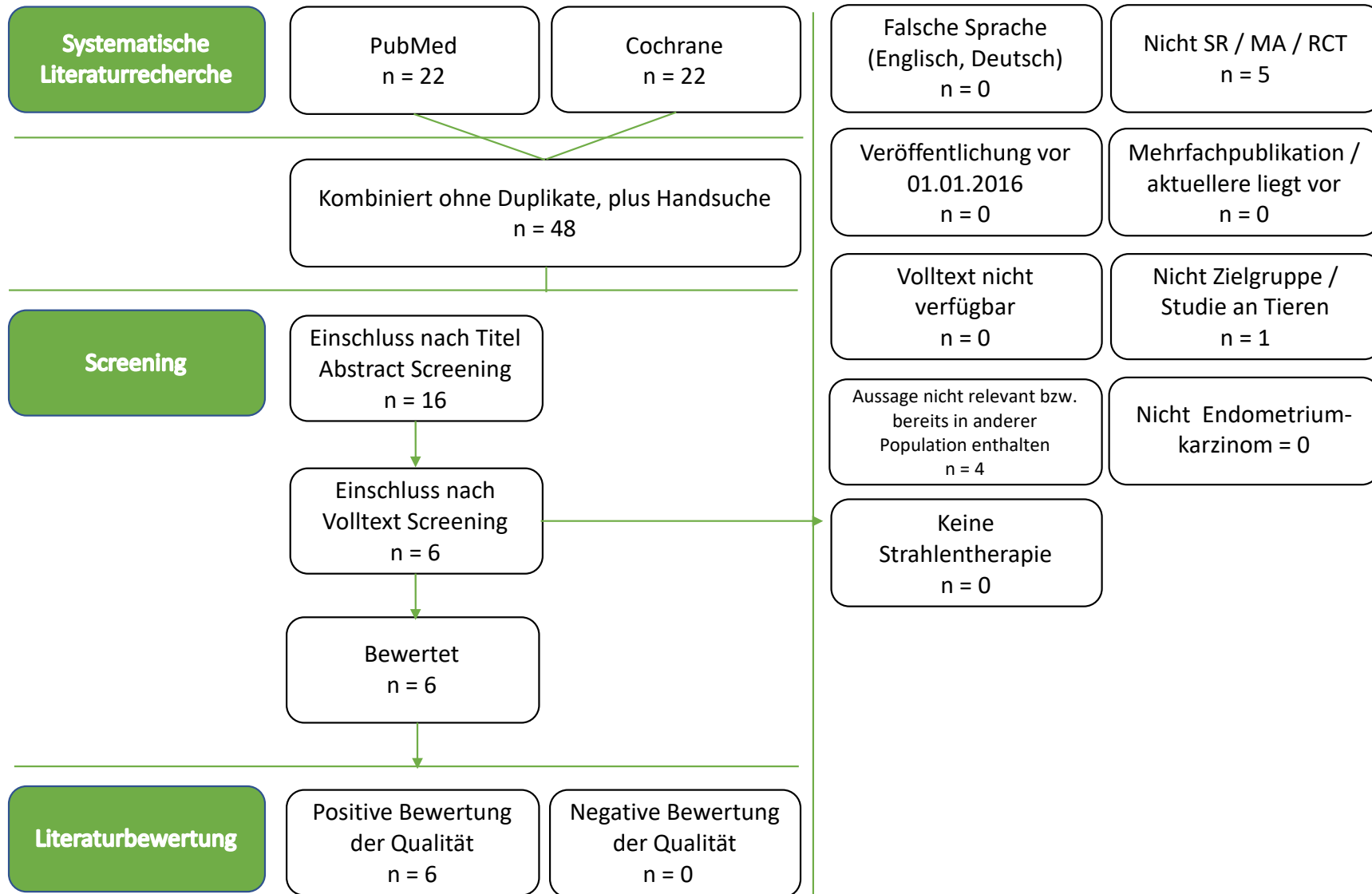
Population		
#1	"Endometrial Neoplasms"[Mesh] OR ((endometria*[tiab] OR endometrium[tiab] OR "Endometrium"[Mesh]) AND (cancer[tiab] OR tumor[tiab] OR tumour[tiab] OR malignan*[tiab] OR "Carcinoma"[Mesh] OR Epithelioma*[tiab] OR carcinoma[tiab] OR neoplas*[tiab] OR "Neoplasms"[Mesh]))	45.428
Intervention bzw. Exposure		
#2	"Radiotherapy"[Mesh] OR Radiotherap*[tiab] OR Radiation Therap*[tiab] OR Therapies, Radiation[tiab] OR Therapy, Radiation[tiab] OR Radiation Treatment*[tiab] OR Treatment, Radiation[tiab] OR Radiotherapy, Targeted[tiab] OR Radiotherapies, Targeted[tiab] OR Targeted Radiotherap*[tiab] OR Targeted Radiation Therap*[tiab] OR Radiation Therapies, Targeted[tiab] OR Targeted Radiation Therapies[tiab] OR Therapies, Targeted Radiation[tiab] OR Therapy, Targeted Radiation[tiab] OR Radiation Therapy, Targeted[tiab]	331.216
#3	Drug Therapy[Mesh] OR Therapy, Drug[tiab] OR Drug Therapies[tiab] OR Therapies, Drug[tiab] OR Chemotherapy[tiab] OR Chemotherapies[tiab] OR Pharmacotherapy[tiab] OR Pharmacotherapies[tiab]	1.615.759
Kombiniert mit und ohne Filter		
#4	#1 AND #2 AND #3	1.447

#5	#4 Filters: Publication date from 2016, Language: English OR German; Article type: Systematic review, Meta-Analysis OR Systematic review OR RCT; Humans	22
----	---	----

Recherche in der Cochrane Library (04.11.2020)

ID	Search	Hits
#1	MeSH descriptor: [Endometrial Neoplasms] explode all trees	625
#2	MeSH descriptor: [Endometrium] explode all trees	1064
#3	(endometria* OR endometrium):ti,ab,kw	7382
#4	#2 OR #3	7396
#5	(cancer OR tumor OR tumour OR malignan* OR Epithelioma* OR carcinoma OR neoplas*):ti,ab,kw	212615
#6	MeSH descriptor: [Carcinoma] explode all trees	13478
#7	MeSH descriptor: [Neoplasms] explode all trees	79241
#8	#5 OR #6 OR #7	221851
#9	#4 AND #8	2959
#10	#1 OR #9	2995
#11	Endometrial Neoplasms OR ((endometria* OR endometrium OR "Endometrium") AND (cancer OR tumor OR tumour OR malignan* OR "Carcinoma" OR Epithelioma* OR carcinoma OR neoplas* OR "Neoplasms"))	3008
#12	#10 OR #11	3190
#13	("Radiotherapy" OR Radiotherap* OR Radiation Therap* OR Therapies, Radiation OR Therapy, Radiation OR Radiation Treatment* OR Treatment, Radiation OR Radiotherapy, Targeted OR Radiotherapies, Targeted OR Targeted Radiotherap* OR Targeted Radiation Therap* OR Radiation Therapies, Targeted OR Targeted Radiation Therapies OR Therapies, Targeted Radiation OR Therapy, Targeted Radiation OR Radiation Therapy, Targeted):ti,ab,kw	42265
#14	MeSH descriptor: [Radiotherapy] explode all trees	6088
#15	#13 OR #14	42610
#16	(Drug Therapy OR Therapy, Drug OR Drug Therapies OR Therapies, Drug OR Chemotherapy OR Chemotherapies OR Pharmacotherapy OR Pharmacotherapies):ti,ab,kw	468339
#17	MeSH descriptor: [Drug Therapy] explode all trees	140475
#18	#16 OR #17	504787
#19	#12 AND #15 AND #18	313
#20	#19 with Cochrane Library publication date Between Jan 2016 and Dec 2020, in Cochrane Reviews	8

Schlüsselfrage 41



42. Schlüsselfrage 42

Welchen Stellenwert hat eine adjuvante endokrine Therapie beim Endometriumkarzinom im Hinblick auf Lebensqualität, Kurzzeit-/Langzeitmorbidity, Rezidivhäufigkeit, krankheitsspezifisches und Gesamtüberleben?
<u>Population:</u> Frauen mit EC
<u>Intervention:</u> adjuvante endokrine Therapie
<u>Comparison:</u> keine adjuvante endokrine Therapie
<u>Outcomes:</u> Verbesserung Lebensqualität, Kurzzeit-/Langzeitmorbidity, Rezidivhäufigkeit, krankheitsspezifisches und Gesamtüberleben

Suche in PubMed (30.06.2020)

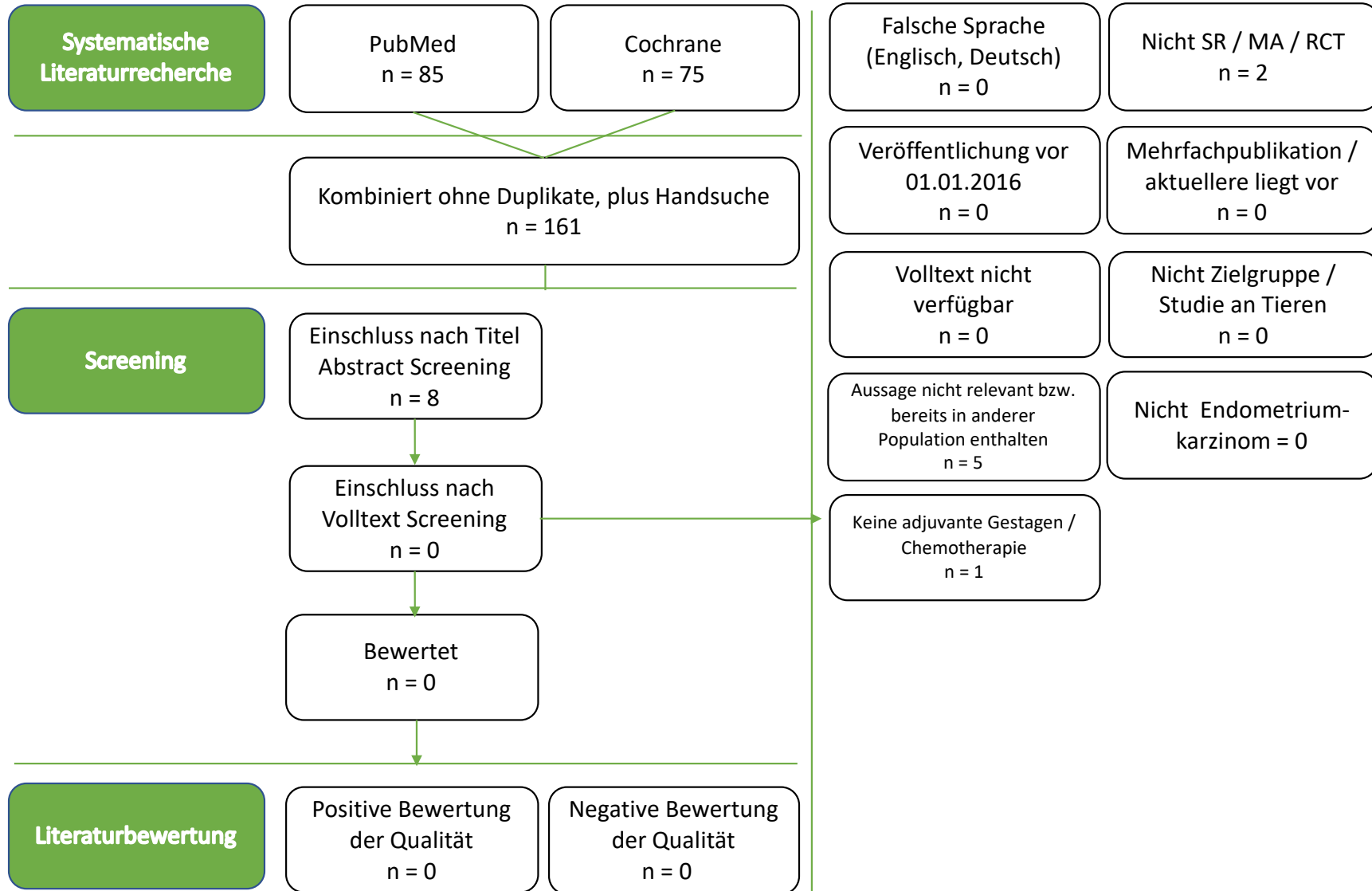
Population		
#1	" Endometrial Neoplasms "[Mesh] OR ((endometria*[tiab] OR endometrium[tiab] OR " Endometrium "[Mesh]) AND (cancer[tiab] OR tumor[tiab] OR tumour[tiab] OR malignan*[tiab] OR " Carcinoma "[Mesh] OR Epithelioma*[tiab] OR carcinoma[tiab] OR neoplas*[tiab] OR " Neoplasms "[Mesh]))	45.428
Intervention bzw. Exposure		
#2	Drug Therapy [Mesh] OR Therapy, Drug[tiab] OR Drug Therapies[tiab] OR Therapies, Drug[tiab] OR Chemotherapy[tiab] OR Chemotherapies[tiab] OR Pharmacotherapy[tiab] OR Pharmacotherapies[tiab]	1.615.759
#3	targeted therap*[tiab]	47.682
#4	endocrine therap*[tiab] OR hormone therap*[tiab] OR " Hormone Replacement Therapy "[Mesh]	43.427
#5	#2 OR #3 OR #4	1.658.179
Kombiniert mit und ohne Filter		
#6	#1 AND #5	6.489
#7	#6 Filters: Publication date from 2016, Language: English OR German; Article type: Systematic review, Meta-Analysis OR Systematic review OR RCT; Humans	85

Recherche in der Cochrane Library (04.11.2020)

ID	Search	Hits
#1	MeSH descriptor: [Endometrial Neoplasms] explode all trees	625
#2	MeSH descriptor: [Endometrium] explode all trees	1064
#3	(endometria* OR endometrium):ti,ab,kw	7382
#4	#2 OR #3	7396
#5	(cancer OR tumor OR tumour OR malignan* OR Epithelioma* OR carcinoma OR neoplas*):ti,ab,kw	212615

#6	MeSH descriptor: [Carcinoma] explode all trees	13478
#7	MeSH descriptor: [Neoplasms] explode all trees	79241
#8	#5 OR #6 OR #7	221851
#9	#4 AND #8	2959
#10	#1 OR #9	2995
#11	Endometrial Neoplasms OR ((endometria* OR endometrium OR "Endometrium") AND (cancer OR tumor OR tumour OR malignan* OR "Carcinoma" OR Epithelioma* OR carcinoma OR neoplas* OR "Neoplasms"))	3008
#12	#10 OR #11	3190
#13	(Drug Therapy OR Therapy, Drug OR Drug Therapies OR Therapies, Drug OR Chemotherapy OR Chemotherapies OR Pharmacotherapy OR Pharmacotherapies):ti,ab,kw	468339
#14	MeSH descriptor: [Drug Therapy] explode all trees	140475
#15	(targeted therap*):ti,ab,kw	11314
#16	(endocrine therap* OR hormone therap* OR "Hormone Replacement Therapy"):ti,ab,kw	28562
#17	MeSH descriptor: [Hormone Replacement Therapy] explode all trees	2943
#18	#13 OR #14 OR #15 OR #16 OR #17	516902
#19	#12 AND #18	1607
#20	#19 with Cochrane Library publication date Between Jan 2016 and Dec 2020, in Cochrane Reviews	51

Schlüsselfrage 42



43. Schlüsselfrage 43

Wie ist der Stellenwert der adjuvanten Chemotherapie beim Endometriumkarzinom im Hinblick auf Lebensqualität, Kurzzeit-/Langzeitmorbidity, Rezidivhäufigkeit, krankheitsspezifisches und Gesamtüberleben?
<u>Population:</u> Frauen mit EC
<u>Intervention:</u> adjuvante Chemotherapie
<u>Comparison:</u> keine adjuvante Chemotherapie
<u>Outcomes:</u> Verbesserung Lebensqualität, Kurzzeit-/Langzeitmorbidity, Rezidivhäufigkeit, krankheitsspezifisches und Gesamtüberleben

Suche in PubMed (30.06.2020)

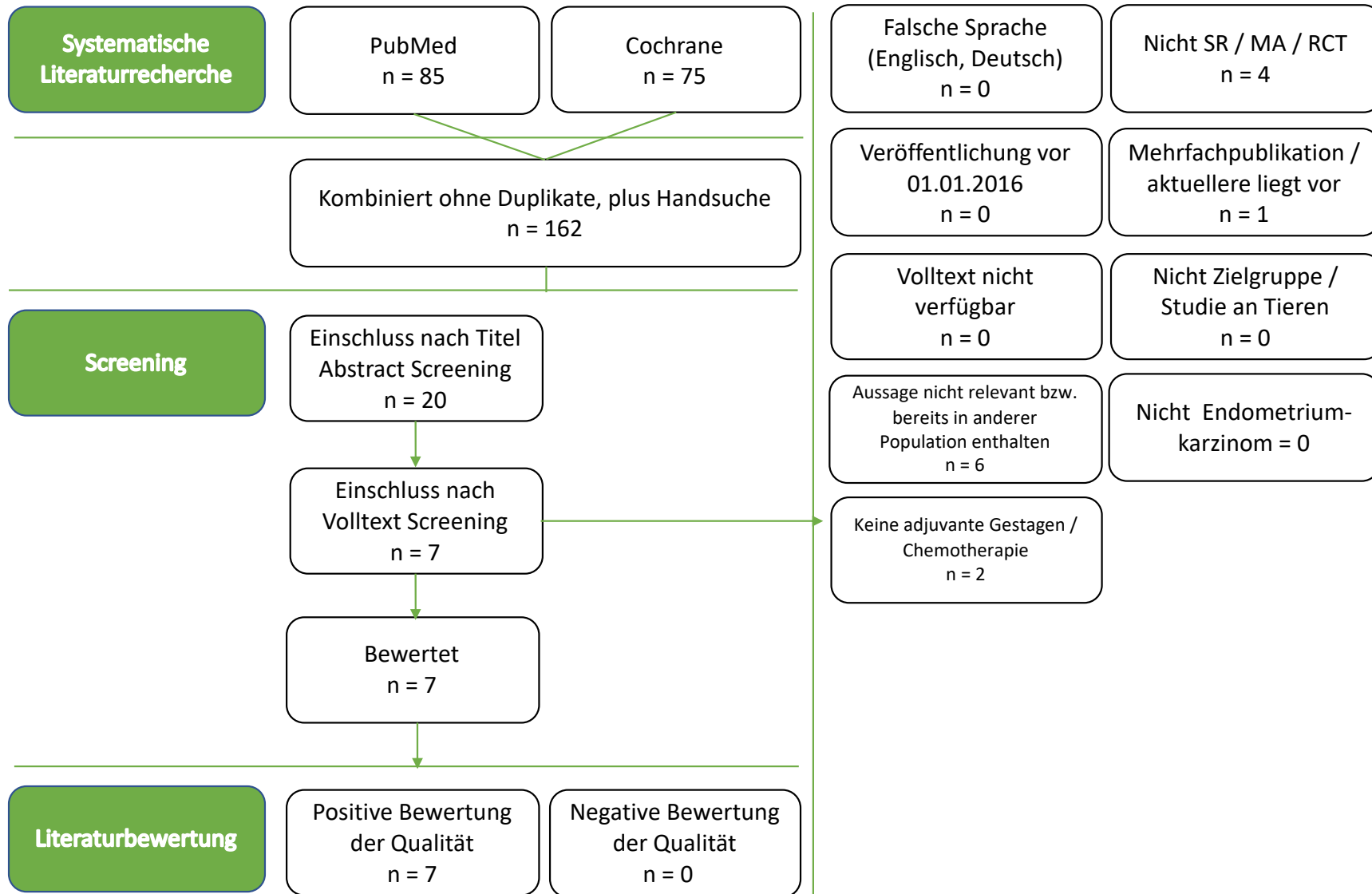
Population		
#1	" Endometrial Neoplasms "[Mesh] OR ((endometria*[tiab] OR endometrium[tiab] OR " Endometrium "[Mesh]) AND (cancer[tiab] OR tumor[tiab] OR tumour[tiab] OR malignan*[tiab] OR " Carcinoma "[Mesh] OR Epithelioma*[tiab] OR carcinoma[tiab] OR neoplas*[tiab] OR " Neoplasms "[Mesh]))	45.428
Intervention bzw. Exposure		
#2	Drug Therapy [Mesh] OR Therapy, Drug[tiab] OR Drug Therapies[tiab] OR Therapies, Drug[tiab] OR Chemotherapy[tiab] OR Chemotherapies[tiab] OR Pharmacotherapy[tiab] OR Pharmacotherapies[tiab]	1.615.759
#3	targeted therap*[tiab]	47.682
#4	endocrine therap*[tiab] OR hormone therap*[tiab] OR " Hormone Replacement Therapy "[Mesh]	43.427
#5	#2 OR #3 OR #4	1.658.179
Kombiniert mit und ohne Filter		
#6	#1 AND #5	6.489
#7	#6 Filters: Publication date from 2016, Language: English OR German; Article type: Systematic review, Meta-Analysis OR Systematic review OR RCT; Humans	85

Recherche in der Cochrane Library (04.11.2020)

ID	Search	Hits
#1	MeSH descriptor: [Endometrial Neoplasms] explode all trees	625
#2	MeSH descriptor: [Endometrium] explode all trees	1064
#3	(endometria* OR endometrium):ti,ab,kw	7382
#4	#2 OR #3	7396

#5	(cancer OR tumor OR tumour OR malignan* OR Epithelioma* OR carcinoma OR neoplas*):ti,ab,kw	212615
#6	MeSH descriptor: [Carcinoma] explode all trees	13478
#7	MeSH descriptor: [Neoplasms] explode all trees	79241
#8	#5 OR #6 OR #7	221851
#9	#4 AND #8	2959
#10	#1 OR #9	2995
#11	Endometrial Neoplasms OR ((endometria* OR endometrium OR "Endometrium") AND (cancer OR tumor OR tumour OR malignan* OR "Carcinoma" OR Epithelioma* OR carcinoma OR neoplas* OR "Neoplasms"))	3008
#12	#10 OR #11	3190
#13	(Drug Therapy OR Therapy, Drug OR Drug Therapies OR Therapies, Drug OR Chemotherapy OR Chemotherapies OR Pharmacotherapy OR Pharmacotherapies):ti,ab,kw	468339
#14	MeSH descriptor: [Drug Therapy] explode all trees	140475
#15	(targeted therap*):ti,ab,kw	11314
#16	(endocrine therap* OR hormone therap* OR "Hormone Replacement Therapy"):ti,ab,kw	28562
#17	MeSH descriptor: [Hormone Replacement Therapy] explode all trees	2943
#18	#13 OR #14 OR #15 OR #16 OR #17	516902
#19	#12 AND #18	1607
#20	#19 with Cochrane Library publication date Between Jan 2016 and Dec 2020, in Cochrane Reviews	51

Schlüsselfrage 43



44. Schlüsselfrage 44

Wie ist der Stellenwert der adjuvanten zielgerichteten Therapie beim Endometriumkarzinom im Hinblick auf Lebensqualität, Kurzzeit-/Langzeitmorbidity, Rezidivhäufigkeit, krankheitsspezifisches und Gesamtüberleben?
<u>Population:</u> Frauen mit EC
<u>Intervention:</u> adjuvante zielgerichtete Therapie
<u>Comparison:</u> keine zielgerichtete Therapie
<u>Outcomes:</u> Verbesserung Lebensqualität, Kurzzeit-/Langzeitmorbidity, Rezidivhäufigkeit, krankheitsspezifisches und Gesamtüberleben

Suche in PubMed (30.06.2020)

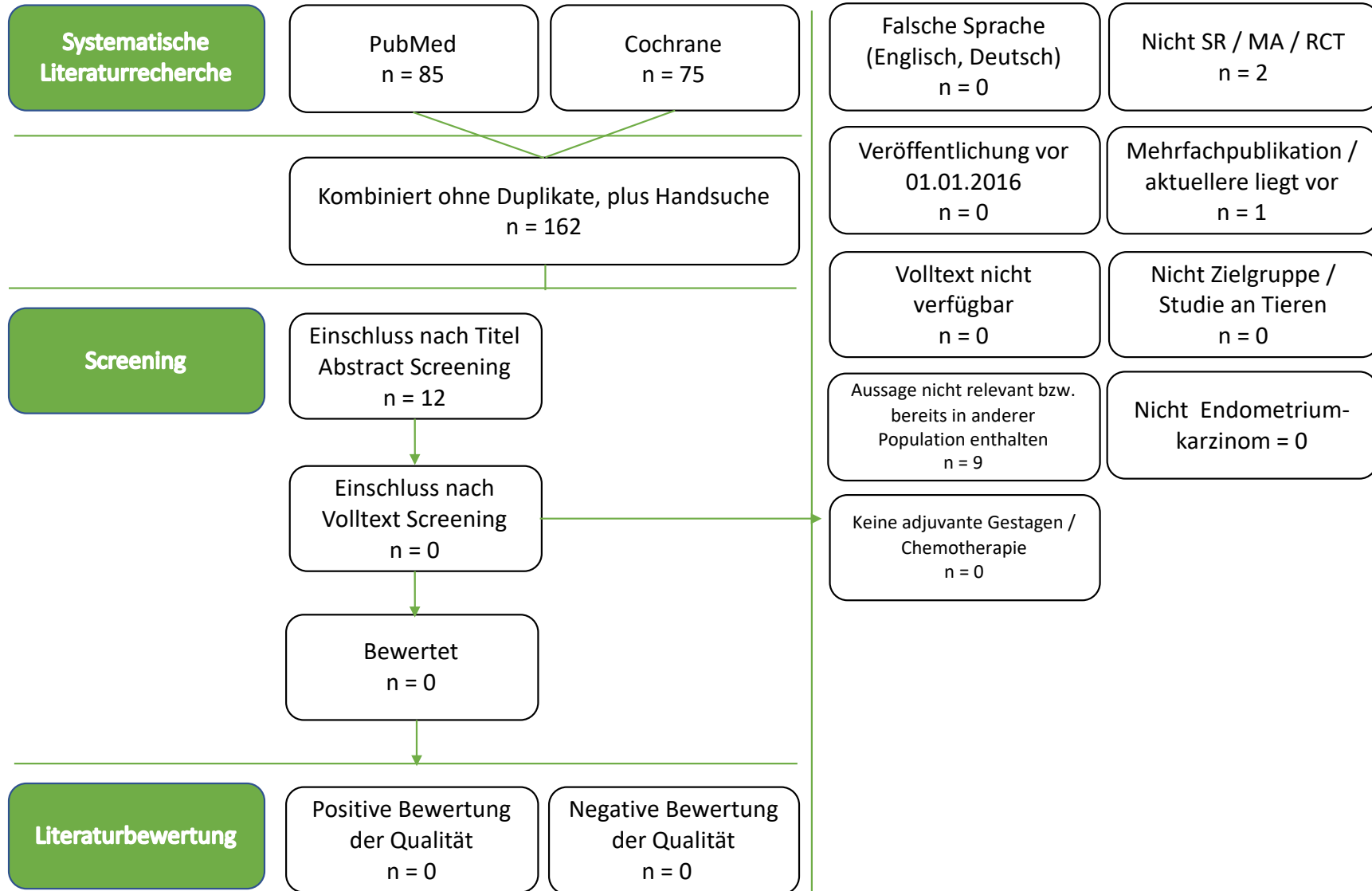
Population		
#1	"Endometrial Neoplasms"[Mesh] OR ((endometria*[tiab] OR endometrium[tiab] OR "Endometrium"[Mesh]) AND (cancer[tiab] OR tumor[tiab] OR tumour[tiab] OR malignan*[tiab] OR "Carcinoma"[Mesh] OR Epithelioma*[tiab] OR carcinoma[tiab] OR neoplas*[tiab] OR "Neoplasms"[Mesh]))	45.428
Intervention bzw. Exposure		
#2	Drug Therapy[Mesh] OR Therapy, Drug[tiab] OR Drug Therapies[tiab] OR Therapies, Drug[tiab] OR Chemotherapy[tiab] OR Chemotherapies[tiab] OR Pharmacotherapy[tiab] OR Pharmacotherapies[tiab]	1.615.759
#3	targeted therap*[tiab]	47.682
#4	endocrine therap*[tiab] OR hormone therap*[tiab] OR "Hormone Replacement Therapy"[Mesh]	43.427
#5	#2 OR #3 OR #4	1.658.179
Kombiniert mit und ohne Filter		
#6	#1 AND #5	6.489
#7	#6 Filters: Publication date from 2016, Language: English OR German; Article type: Systematic review, Meta-Analysis OR Systematic review OR RCT; Humans	85

Recherche in der Cochrane Library (04.11.2020)

ID	Search	Hits
#1	MeSH descriptor: [Endometrial Neoplasms] explode all trees	625
#2	MeSH descriptor: [Endometrium] explode all trees	1064
#3	(endometria* OR endometrium):ti,ab,kw	7382
#4	#2 OR #3	7396

#5	(cancer OR tumor OR tumour OR malignan* OR Epithelioma* OR carcinoma OR neoplas*):ti,ab,kw	212615
#6	MeSH descriptor: [Carcinoma] explode all trees	13478
#7	MeSH descriptor: [Neoplasms] explode all trees	79241
#8	#5 OR #6 OR #7	221851
#9	#4 AND #8	2959
#10	#1 OR #9	2995
#11	Endometrial Neoplasms OR ((endometria* OR endometrium OR "Endometrium") AND (cancer OR tumor OR tumour OR malignan* OR "Carcinoma" OR Epithelioma* OR carcinoma OR neoplas* OR "Neoplasms"))	3008
#12	#10 OR #11	3190
#13	(Drug Therapy OR Therapy, Drug OR Drug Therapies OR Therapies, Drug OR Chemotherapy OR Chemotherapies OR Pharmacotherapy OR Pharmacotherapies):ti,ab,kw	468339
#14	MeSH descriptor: [Drug Therapy] explode all trees	140475
#15	(targeted therap*):ti,ab,kw	11314
#16	(endocrine therap* OR hormone therap* OR "Hormone Replacement Therapy"):ti,ab,kw	28562
#17	MeSH descriptor: [Hormone Replacement Therapy] explode all trees	2943
#18	#13 OR #14 OR #15 OR #16 OR #17	516902
#19	#12 AND #18	1607
#20	#19 with Cochrane Library publication date Between Jan 2016 and Dec 2020, in Cochrane Reviews	51

Schlüsselfrage 44



45. Schlüsselfrage 45

Welchen Stellenwert haben gynäkologische Untersuchung, zytologischer Abstrich, vaginale/abdominale/retroperitoneale Sonographie, Bestimmung von Tumormarkern, MRT, CT und PET-CT, PET-MRT in der Nachsorge der asymptomatischen Patientin im Hinblick auf Lebensqualität, Kurzzeit-/ Langzeitmorbidity, Rezidivhäufigkeit, krankheitsspezifisches und Gesamtüberleben?
<u>Population:</u> asymptomatische EC-Patientin in der Nachsorge
<u>Intervention:</u> bimanuelle gynäkologische Untersuchung einschließlich rektaler Untersuchung -zytologischer Abstrich -vaginale/ abdominale/retroperitoneale Sonographie -Bestimmung von Tumor-markern -Bildgebung mittels MRT, CT, PET-CT, PET-MRT
<u>Comparison:</u> keine Untersuchung
<u>Outcomes:</u> Verbesserung Lebensqualität, Kurzzeit-/Langzeit-morbidity, Rezidivhäufigkeit, krankheits-spezifisches und Gesamtüberleben

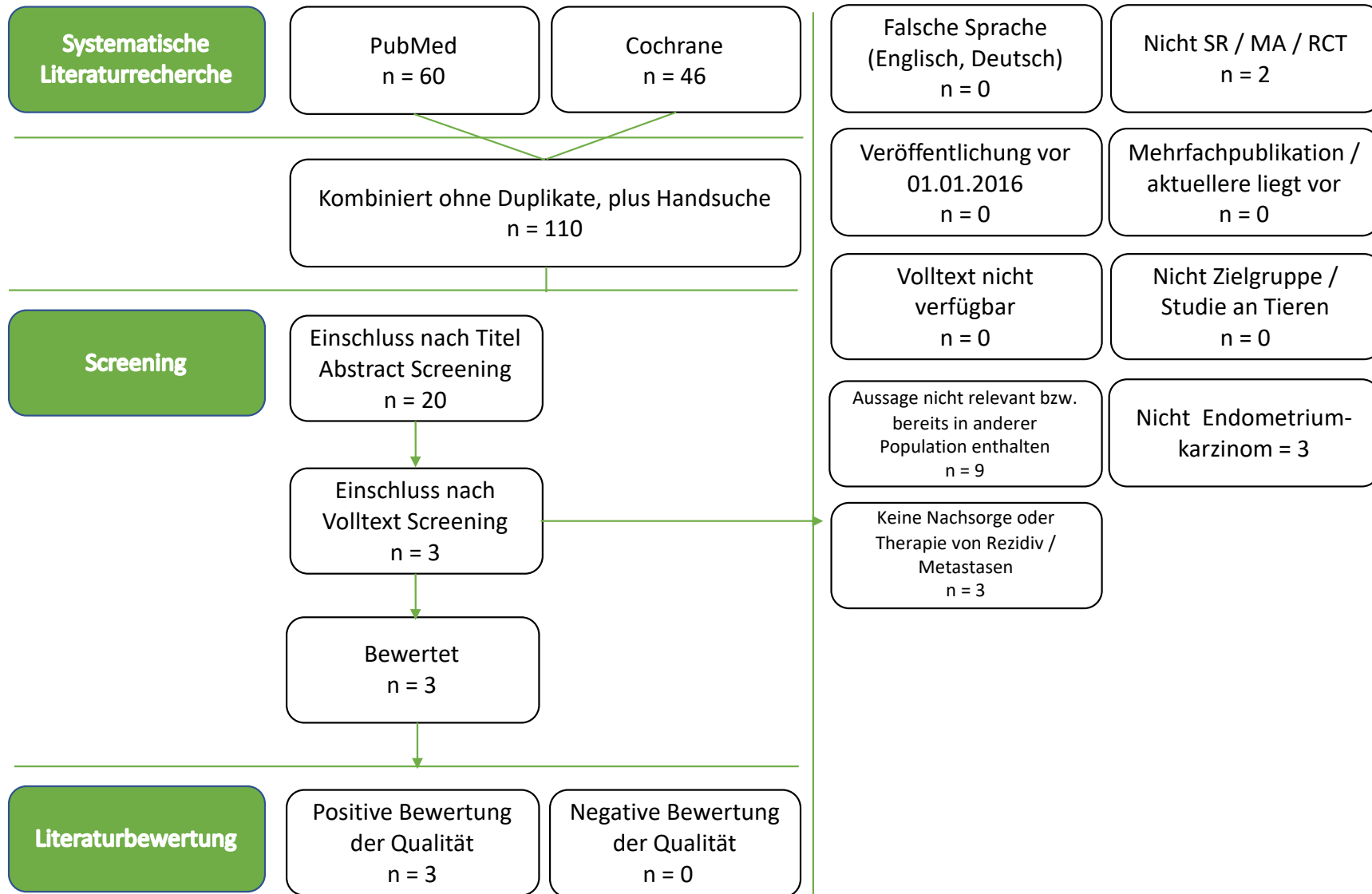
Suche in PubMed (30.06.2020)

Population		
# 1	"Endometrial Neoplasms"[Mesh] OR ((endometria*[tiab] OR endometrium[tiab] OR "Endometrium"[Mesh]) AND (cancer[tiab] OR tumor[tiab] OR tumour[tiab] OR malignan*[tiab] OR "Carcinoma"[Mesh] OR Epithelioma*[tiab] OR carcinoma[tiab] OR neoplas*[tiab] OR "Neoplasms"[Mesh]))	45.428
Intervention bzw. Exposure		
# 2	"Neoplasm Metastasis"[Mesh] OR Metastases, Neoplasm[tiab] OR Neoplasm Metastases[tiab] OR Metastasis[tiab] OR Metastases[tiab] OR Metastasis, Neoplasm[tiab]	455.711
# 3	Recurrence[Mesh] OR Recurrences[tiab] OR Recrudescence[tiab] OR Recrudescences[tiab] OR Relapse[tiab] OR Relapses[tiab]	332.696
# 4	#2 OR #3	761.718
Kombiniert mit und ohne Filter		
# 5	#1 AND #4	6.859
# 7	#6 Filters: Publication date from 2016, Language: English OR German; Article type: Systematic review, Meta-Analysis OR Systematic review OR RCT; Humans	62

Recherche in der Cochrane Library (04.11.2020)

ID	Search	Hits
#1	MeSH descriptor: [Endometrial Neoplasms] explode all trees	625
#2	MeSH descriptor: [Endometrium] explode all trees	1064
#3	(endometria* OR endometrium):ti,ab,kw	7382
#4	#2 OR #3	7396
#5	(cancer OR tumor OR tumour OR malignan* OR Epithelioma* OR carcinoma OR neoplas*):ti,ab,kw	212615
#6	MeSH descriptor: [Carcinoma] explode all trees	13478
#7	MeSH descriptor: [Neoplasms] explode all trees	79241
#8	#5 OR #6 OR #7	221851
#9	#4 AND #8	2959
#10	#1 OR #9	2995
#11	Endometrial Neoplasms OR ((endometria* OR endometrium OR "Endometrium") AND (cancer OR tumor OR tumour OR malignan* OR "Carcinoma" OR Epithelioma* OR carcinoma OR neoplas* OR "Neoplasms"))	3008
#12	#10 OR #11	3190
#13	("Neoplasm Metastasis" OR Metastases, Neoplasm OR Neoplasm Metastases OR Metastasis OR Metastases OR Metastasis, Neoplasm):ti,ab,kw	24146
#14	MeSH descriptor: [Neoplasm Metastasis] explode all trees	5155
#15	(Recurrence OR Recurrences OR Recrudescence OR Recrudescences OR Relapse OR Relapses):ti,ab,kw	69872
#16	MeSH descriptor: [Recurrence] explode all trees	12085
#17	#13 OR #14 OR #15 OR #16	87879
#18	#12 AND #17	724
#19	#18 with Cochrane Library publication date Between Jan 2016 and Dec 2020, in Cochrane Reviews	19

Schlüsselfrage 45



46. Schlüsselfrage 46

Welchen Stellenwert haben gynäkologische Untersuchung, zytologischer Abstrich, vaginale Sonographie und Bestimmung von Tumormarkern, MRT, CT und PET-CT, **PET-MRT** in der Nachsorge der symptomatischen Patientin im Hinblick auf Lebensqualität, Kurzzeit-/Langzeitmorbidity, Rezidivhäufigkeit, krankheitsspezifisches und Gesamtüberleben?

Population: symptoma-tische EC-Patientin in der Nachsorge

Intervention: bimanuelle gynäkologische Untersuchung einschließlich rektaler Untersuchung

-zytologischer Abstrich

-vaginale/

abdominale/retroperitoneale Sonographie

-Bestimmung von Tumor-markern

-Bildgebung mittels MRT, CT, PET-CT, **PET-MRT**

Comparison: keine Untersuchung

Outcomes: Verbesserung Lebensqualität, Kurzzeit-/Langzeit-morbidity, Rezidivhäufigkeit, krankheits-spezifisches und Gesamtüberleben

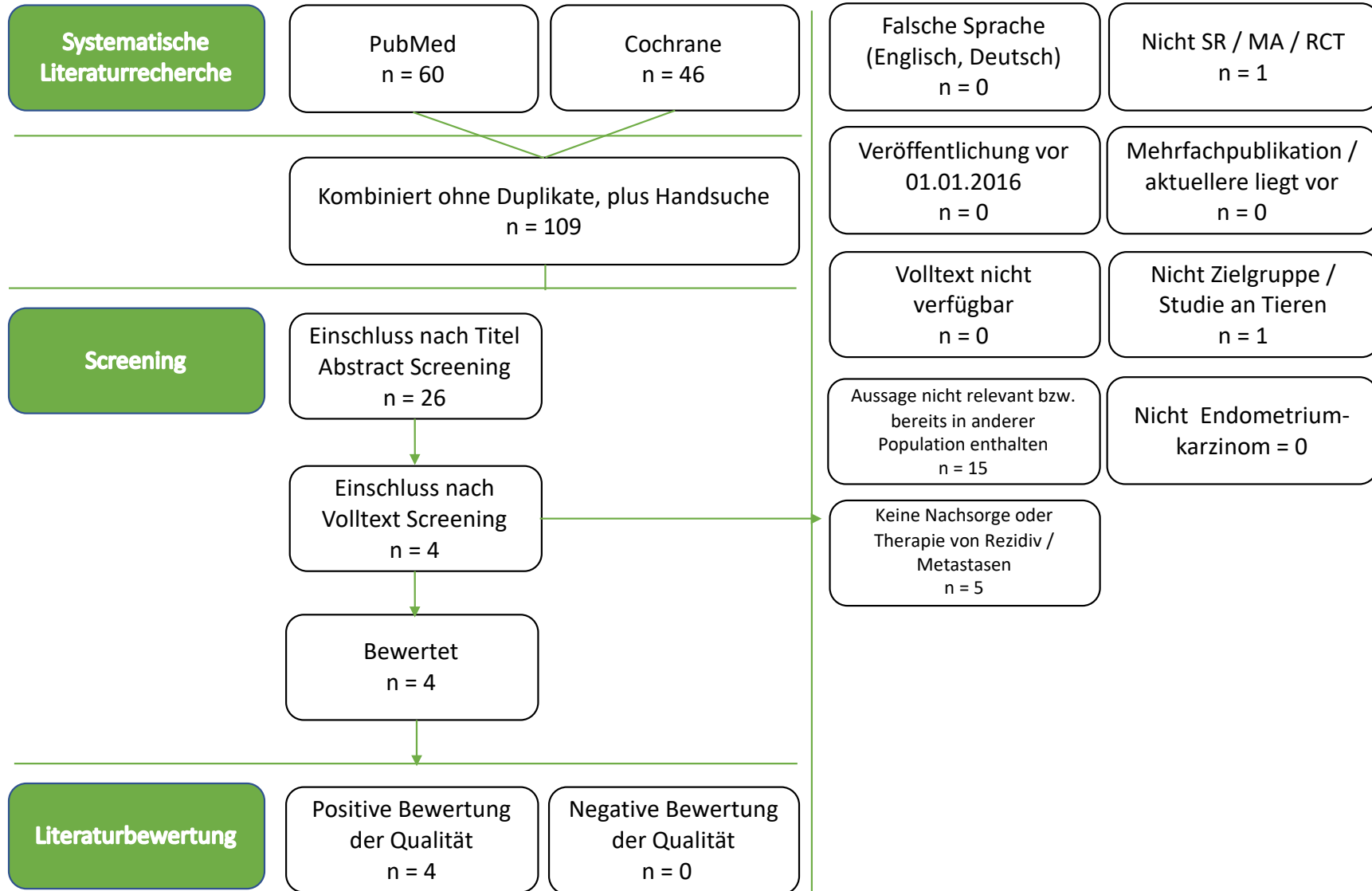
Suche in PubMed (30.06.2020)

Population		
#1	"Endometrial Neoplasms"[Mesh] OR ((endometria*[tiab] OR endometrium[tiab] OR "Endometrium"[Mesh]) AND (cancer[tiab] OR tumor[tiab] OR tumour[tiab] OR malignan*[tiab] OR "Carcinoma"[Mesh] OR Epithelioma*[tiab] OR carcinoma[tiab] OR neoplas*[tiab] OR "Neoplasms"[Mesh]))	45.428
Intervention bzw. Exposure		
#2	"Neoplasm Metastasis"[Mesh] OR Metastases, Neoplasm[tiab] OR Neoplasm Metastases[tiab] OR Metastasis[tiab] OR Metastases[tiab] OR Metastasis, Neoplasm[tiab]	455.711
#3	Recurrence[Mesh] OR Recurrences[tiab] OR Recrudescence[tiab] OR Recrudescences[tiab] OR Relapse[tiab] OR Relapses[tiab]	332.696
#4	#2 OR #3	761.718
Kombiniert mit und ohne Filter		
#5	#1 AND #4	6.859
#6	#5 Filters: Publication date from 2016, Language: English OR German; Article type: Systematic review, Meta-Analysis OR Systematic review OR RCT; Humans	62

Recherche in der Cochrane Library (04.11.2020)

ID	Search	Hits
#1	MeSH descriptor: [Endometrial Neoplasms] explode all trees	625
#2	MeSH descriptor: [Endometrium] explode all trees	1064
#3	(endometria* OR endometrium):ti,ab,kw	7382
#4	#2 OR #3	7396
#5	(cancer OR tumor OR tumour OR malignan* OR Epithelioma* OR carcinoma OR neoplas*):ti,ab,kw	212615
#6	MeSH descriptor: [Carcinoma] explode all trees	13478
#7	MeSH descriptor: [Neoplasms] explode all trees	79241
#8	#5 OR #6 OR #7	221851
#9	#4 AND #8	2959
#10	#1 OR #9	2995
#11	Endometrial Neoplasms OR ((endometria* OR endometrium OR "Endometrium") AND (cancer OR tumor OR tumour OR malignan* OR "Carcinoma" OR Epithelioma* OR carcinoma OR neoplas* OR "Neoplasms"))	3008
#12	#10 OR #11	3190
#13	("Neoplasm Metastasis" OR Metastases, Neoplasm OR Neoplasm Metastases OR Metastasis OR Metastases OR Metastasis, Neoplasm):ti,ab,kw	24146
#14	MeSH descriptor: [Neoplasm Metastasis] explode all trees	5155
#15	(Recurrence OR Recurrences OR Recrudescence OR Recrudescences OR Relapse OR Relapses):ti,ab,kw	69872
#16	MeSH descriptor: [Recurrence] explode all trees	12085
#17	#13 OR #14 OR #15 OR #16	87879
#18	#12 AND #17	724
#19	#18 with Cochrane Library publication date Between Jan 2016 and Dec 2020, in Cochrane Reviews	19

Schlüsselfrage 46



47. Schlüsselfrage 47

Welchen Stellenwert haben die operative Therapie, die Chemotherapie, die endokrine Therapie, die **zielgerichtete Therapie** und die Strahlentherapie in der Behandlung von Rezidiv und Metastasen beim Endometriumkarzinom im Hinblick auf Lebensqualität, Kurzzeit-/Langzeitmorbidity, Rezidivhäufigkeit, krankheitsspezifisches und Gesamtüberleben?

Population:

- EC-Patientin mit Rezidiv
- EC-Patientin mit Metastasen

Intervention:

- operative Therapie
- Chemo-therapie
- endokrine Therapie
- Strahlen-therapie
- zielgerichtete Therapie

Comparison: keine Therapie

Outcomes: Verbesserung Lebensqualität, Kurzzeit-/Langzeit-morbidity, Rezidivhäufigkeit, krankheits-spezifisches und Gesamtüberleben

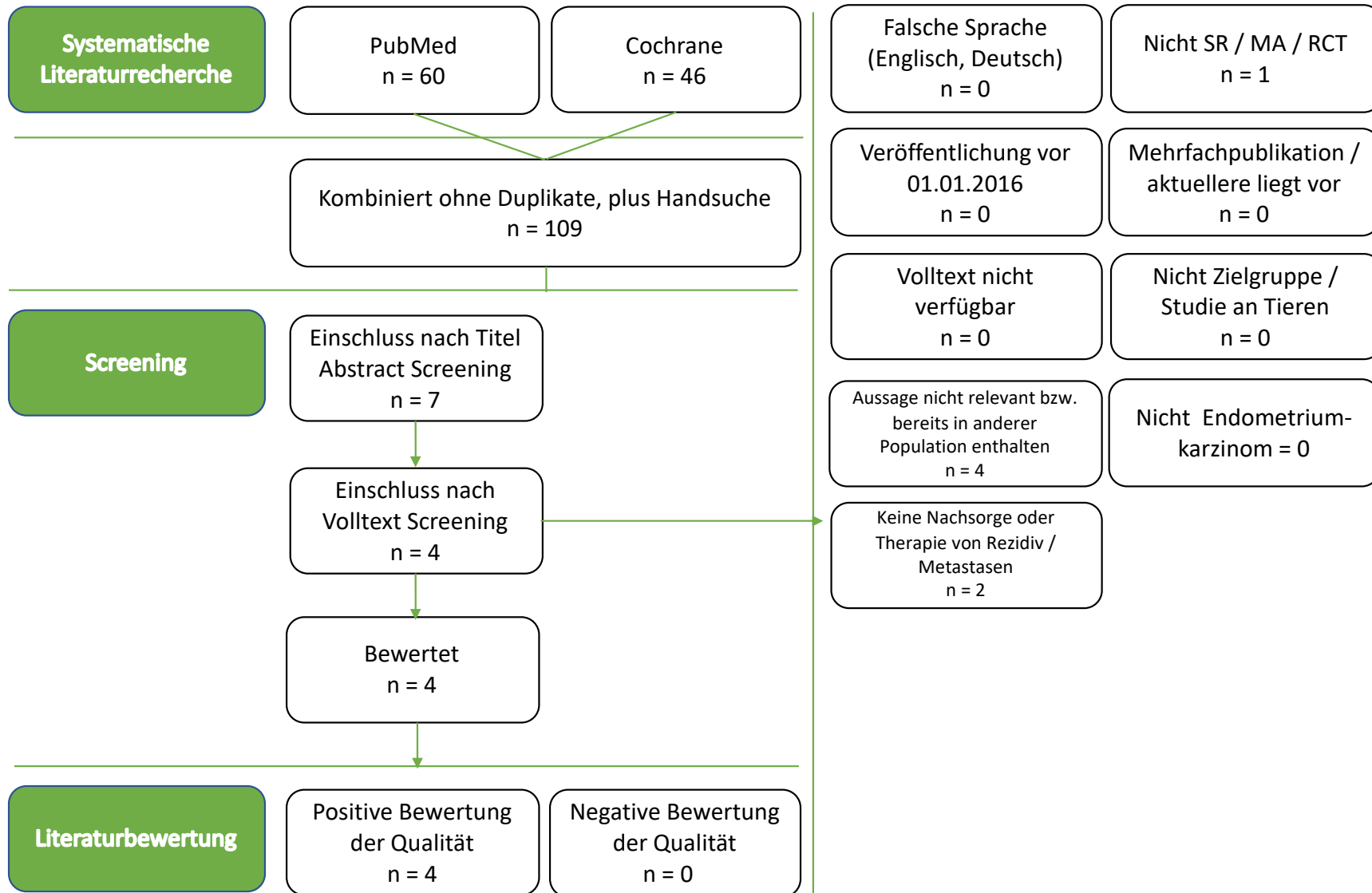
Suche in PubMed (30.06.2020)

Population		
#1	"Endometrial Neoplasms"[Mesh] OR ((endometria*[tiab] OR endometrium[tiab] OR "Endometrium"[Mesh]) AND (cancer[tiab] OR tumor[tiab] OR tumour[tiab] OR malignan*[tiab] OR "Carcinoma"[Mesh] OR Epithelioma*[tiab] OR carcinoma[tiab] OR neoplas*[tiab] OR "Neoplasms"[Mesh]))	45.428
Intervention bzw. Exposure		
#2	"Neoplasm Metastasis"[Mesh] OR Metastases, Neoplasm[tiab] OR Neoplasm Metastases[tiab] OR Metastasis[tiab] OR Metastases[tiab] OR Metastasis, Neoplasm[tiab]	455.711
#3	Recurrence[Mesh] OR Recurrences[tiab] OR Recrudescence[tiab] OR Recrudescences[tiab] OR Relapse[tiab] OR Relapses[tiab]	332.696
#4	#2 OR #3	761.718
Kombiniert mit und ohne Filter		
#5	#1 AND #4	6.859
#6	#5 Filters: Publication date from 2016, Language: English OR German; Article type: Systematic review, Meta-Analysis OR Systematic review OR RCT; Humans	62

Recherche in der Cochrane Library (04.11.2020)

ID	Search	Hits
#1	MeSH descriptor: [Endometrial Neoplasms] explode all trees	625
#2	MeSH descriptor: [Endometrium] explode all trees	1064
#3	(endometria* OR endometrium):ti,ab,kw	7382
#4	#2 OR #3	7396
#5	(cancer OR tumor OR tumour OR malignan* OR Epithelioma* OR carcinoma OR neoplas*):ti,ab,kw	212615
#6	MeSH descriptor: [Carcinoma] explode all trees	13478
#7	MeSH descriptor: [Neoplasms] explode all trees	79241
#8	#5 OR #6 OR #7	221851
#9	#4 AND #8	2959
#10	#1 OR #9	2995
#11	Endometrial Neoplasms OR ((endometria* OR endometrium OR "Endometrium") AND (cancer OR tumor OR tumour OR malignan* OR "Carcinoma" OR Epithelioma* OR carcinoma OR neoplas* OR "Neoplasms"))	3008
#12	#10 OR #11	3190
#13	("Neoplasm Metastasis" OR Metastases, Neoplasm OR Neoplasm Metastases OR Metastasis OR Metastases OR Metastasis, Neoplasm):ti,ab,kw	24146
#14	MeSH descriptor: [Neoplasm Metastasis] explode all trees	5155
#15	(Recurrence OR Recurrences OR Recrudescence OR Recrudescences OR Relapse OR Relapses):ti,ab,kw	69872
#16	MeSH descriptor: [Recurrence] explode all trees	12085
#17	#13 OR #14 OR #15 OR #16	87879
#18	#12 AND #17	724
#19	#18 with Cochrane Library publication date Between Jan 2016 and Dec 2020, in Cochrane Reviews	19

Schlüsselfrage 47



48. Schlüsselfrage 48

Wie ist der Stellenwert der supportiven Mitbehandlung und Betreuung in Bezug auf Kurzzeit-/ Langzeitmorbidity, krankheitsspezifisches Gesamtüberleben und weiteres Rezidiv?
<u>Population:</u> Frauen mit EC
<u>Intervention:</u> supportive Mitbehandlung und Betreuung
<u>Comparison:</u> keine supportive Mitbehandlung und Betreuung
<u>Outcomes:</u> Verbesserung Lebensqualität, Kurzzeit-/Langzeit-morbidity, Rezidivhäufigkeit, krankheits-spezifisches und Gesamtüberleben

Suche in PubMed (30.06.2020)

Population		
#1	"Endometrial Neoplasms"[Mesh] OR ((endometria*[tiab] OR endometrium[tiab] OR "Endometrium"[Mesh]) AND (cancer[tiab] OR tumor[tiab] OR tumour[tiab] OR malignan*[tiab] OR "Carcinoma"[Mesh] OR Epithelioma*[tiab] OR carcinoma[tiab] OR neoplas*[tiab] OR "Neoplasms"[Mesh]))	45.428
Intervention bzw. Exposure		
#2	best supportive care[tiab]	2.132
#3	Palliative Care[Mesh] OR Care, Palliative[tiab] OR Palliative Treatment[tiab] OR Palliative Treatments[tiab] OR Treatment, Palliative[tiab] OR Treatments, Palliative[tiab] OR Therapy, Palliative[tiab] OR Palliative Therapy[tiab] OR Palliative Supportive Care[tiab] OR Supportive Care, Palliative[tiab] OR Palliative Surgery[tiab] OR Surgery, Palliative[tiab]	60.096
#4	psycho-oncological care[tiab] OR psycho oncological care[tiab] OR psychosocial care OR psycho-social care[tiab]	38.194
#5	Rehabilitation[Mesh] OR rehabilitation[tiab] OR habilitation[tiab]	416.743
#6	vaginal dryness[tiab] OR vaginal laser therap*[tiab] OR vaginal atrophy[tiab] OR ("Vagina"[Mesh] OR vagina[tiab]) AND (dry*[tiab] OR laser[tiab] OR atroph*[tiab] OR "Atrophy"[Mesh])	2.660
#7	sexual function[tiab] OR "Sexual Dysfunction, Physiological"[Mesh] OR Physiological Sexual Dysfunction[tiab] OR Physiological Sexual Dysfunctions[tiab] OR Sexual Dysfunctions, Physiological[tiab] OR Sexual Disorders, Physiological[tiab] OR Physiological Sexual Disorder[tiab] OR Physiological Sexual Disorders[tiab] OR Sexual Disorder, Physiological[tiab] OR Sex Disorders[tiab] OR painful intercourse[tiab]	38.127
#8	#2 OR #3 OR #4 OR #5 OR #6 OR #7	547.469

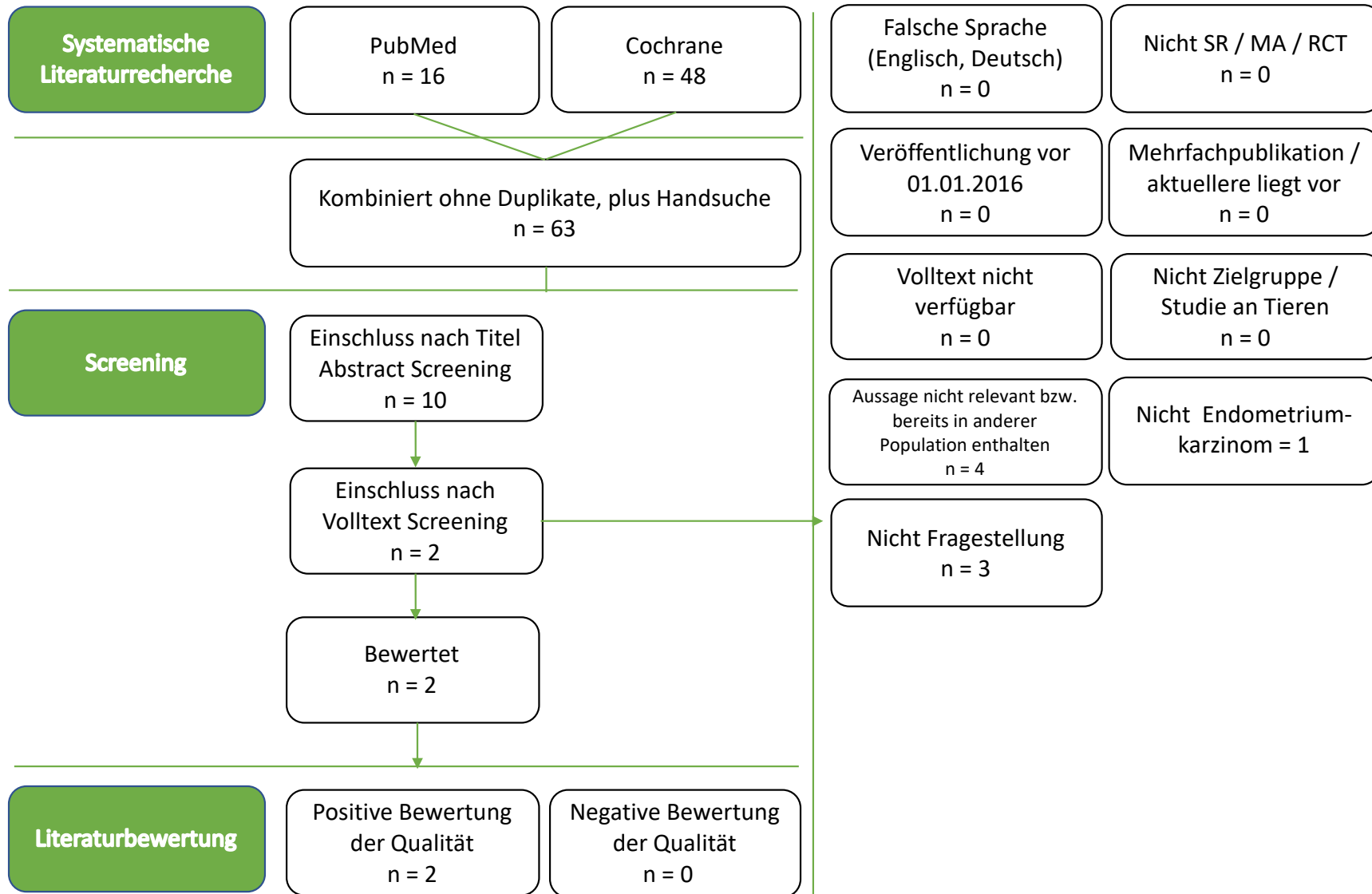
Kombiniert mit und ohne Filter		
#9	#1 AND #8	625
#10	#9 Filters: Publication date from 2016, Language: English OR German; Article type: Systematic review, Meta-Analysis OR Systematic review OR RCT; Humans	16

Recherche in der Cochrane Library (04.11.2020)

ID	Search	Hits
#1	MeSH descriptor: [Endometrial Neoplasms] explode all trees	625
#2	MeSH descriptor: [Endometrium] explode all trees	1064
#3	(endometria* OR endometrium):ti,ab,kw	7382
#4	#2 OR #3	7396
#5	(cancer OR tumor OR tumour OR malignan* OR Epithelioma* OR carcinoma OR neoplas*):ti,ab,kw	212615
#6	MeSH descriptor: [Carcinoma] explode all trees	13478
#7	MeSH descriptor: [Neoplasms] explode all trees	79241
#8	#5 OR #6 OR #7	221851
#9	#4 AND #8	2959
#10	#1 OR #9	2995
#11	Endometrial Neoplasms OR ((endometria* OR endometrium OR "Endometrium") AND (cancer OR tumor OR tumour OR malignan* OR "Carcinoma" OR Epithelioma* OR carcinoma OR neoplas* OR "Neoplasms"))	3008
#12	#10 OR #11	3190
#13	(best supportive care):ti,ab,kw	1487
#14	(Palliative Care OR Care, Palliative OR Palliative Treatment OR Palliative Treatments OR Treatment, Palliative OR Treatments, Palliative OR Therapy, Palliative OR Palliative Therapy OR Palliative Supportive Care OR Supportive Care, Palliative OR Palliative Surgery OR Surgery, Palliative):ti,ab,kw	7023
#15	MeSH descriptor: [Palliative Care] explode all trees	1605
#16	(psycho-oncological care OR psycho oncological care OR psychosocial care OR psycho-social care):ti,ab,kw	8211
#17	(Rehabilitation OR rehabilitation OR habilitation):ti,ab,kw	49513
#18	MeSH descriptor: [Rehabilitation] explode all trees	35421
#19	(vaginal dryness OR vaginal laser therap* OR vaginal atrophy OR ("Vagina" OR vagina) AND (dry* OR laser OR atroph* OR "Atrophy")):ti,ab,kw	1233
#20	MeSH descriptor: [Vagina] explode all trees	1282
#21	vagina OR vaginal	19112
#22	#20 OR #21	19112
#23	(atroph* OR dry*):ti,ab,kw	24123
#24	MeSH descriptor: [Atrophy] explode all trees	1647
#25	#23 OR #24	24549

#26	#22 AND #25	1263
#27	#19 OR #26	1372
#28	(sexual function OR "Sexual Dysfunction, Physiological" OR Physiological Sexual Dysfunction OR Physiological Sexual Dysfunctions OR Sexual Dysfunctions, Physiological OR Sexual Disorders, Physiological OR Physiological Sexual Disorder OR Physiological Sexual Disorders OR Sexual Disorder, Physiological OR Sex Disorders OR painful intercourse):ti,ab,kw	8982
#29	MeSH descriptor: [Sexual Dysfunction, Physiological] explode all trees	2237
#30	#13 OR #14 OR #15 OR #16 OR #17 OR #18 OR #27 OR #28 OR #29	97961
#31	#12 AND #30	222
#32	#31 with Cochrane Library publication date Between Jan 2016 and Dec 2020, in Cochrane Reviews	16

Schlüsselfrage 48



49. Schlüsselfrage 49

Wie ist der Stellenwert der palliativen Mitbehandlung und Betreuung in Bezug auf Kurzzeit-/ Langzeitmorbidity, krankheitsspezifisches Gesamtüberleben und weiteres Rezidiv?

Population: Frauen mit EC

Intervention: palliative Mitbehandlung und Betreuung

Comparison: keine palliative Mitbehandlung und Betreuung

Outcomes: Verbesserung Lebensqualität, Kurzzeit-/ Langzeit-morbidity, Rezidivhäufigkeit, krankheits-spezifisches und Gesamtüberleben

Suche in PubMed (30.06.2020)

Population		
#1	"Endometrial Neoplasms"[Mesh] OR ((endometria*[tiab] OR endometrium[tiab] OR "Endometrium"[Mesh]) AND (cancer[tiab] OR tumor[tiab] OR tumour[tiab] OR malignan*[tiab] OR "Carcinoma"[Mesh] OR Epithelioma*[tiab] OR carcinoma[tiab] OR neoplas*[tiab] OR "Neoplasms"[Mesh]))	45.428
Intervention bzw. Exposure		
#2	best supportive care[tiab]	2.132
#3	Palliative Care[Mesh] OR Care, Palliative[tiab] OR Palliative Treatment[tiab] OR Palliative Treatments[tiab] OR Treatment, Palliative[tiab] OR Treatments, Palliative[tiab] OR Therapy, Palliative[tiab] OR Palliative Therapy[tiab] OR Palliative Supportive Care[tiab] OR Supportive Care, Palliative[tiab] OR Palliative Surgery[tiab] OR Surgery, Palliative[tiab]	60.096
#4	psycho-oncological care[tiab] OR psycho oncological care[tiab] OR psychosocial care OR psycho-social care[tiab]	38.194
#5	Rehabilitation[Mesh] OR rehabilitation[tiab] OR habilitation[tiab]	416.743
#6	vaginal dryness[tiab] OR vaginal laser therap*[tiab] OR vaginal atrophy[tiab] OR (("Vagina"[Mesh] OR vagina[tiab]) AND (dry*[tiab] OR laser[tiab] OR atroph*[tiab] OR "Atrophy"[Mesh]))	2.660
#7	sexual function[tiab] OR "Sexual Dysfunction, Physiological"[Mesh] OR Physiological Sexual Dysfunction[tiab] OR Physiological Sexual Dysfunctions[tiab] OR Sexual Dysfunctions, Physiological[tiab] OR Sexual Disorders, Physiological[tiab] OR Physiological Sexual Disorder[tiab] OR Physiological Sexual Disorders[tiab] OR Sexual Disorder,	38.127

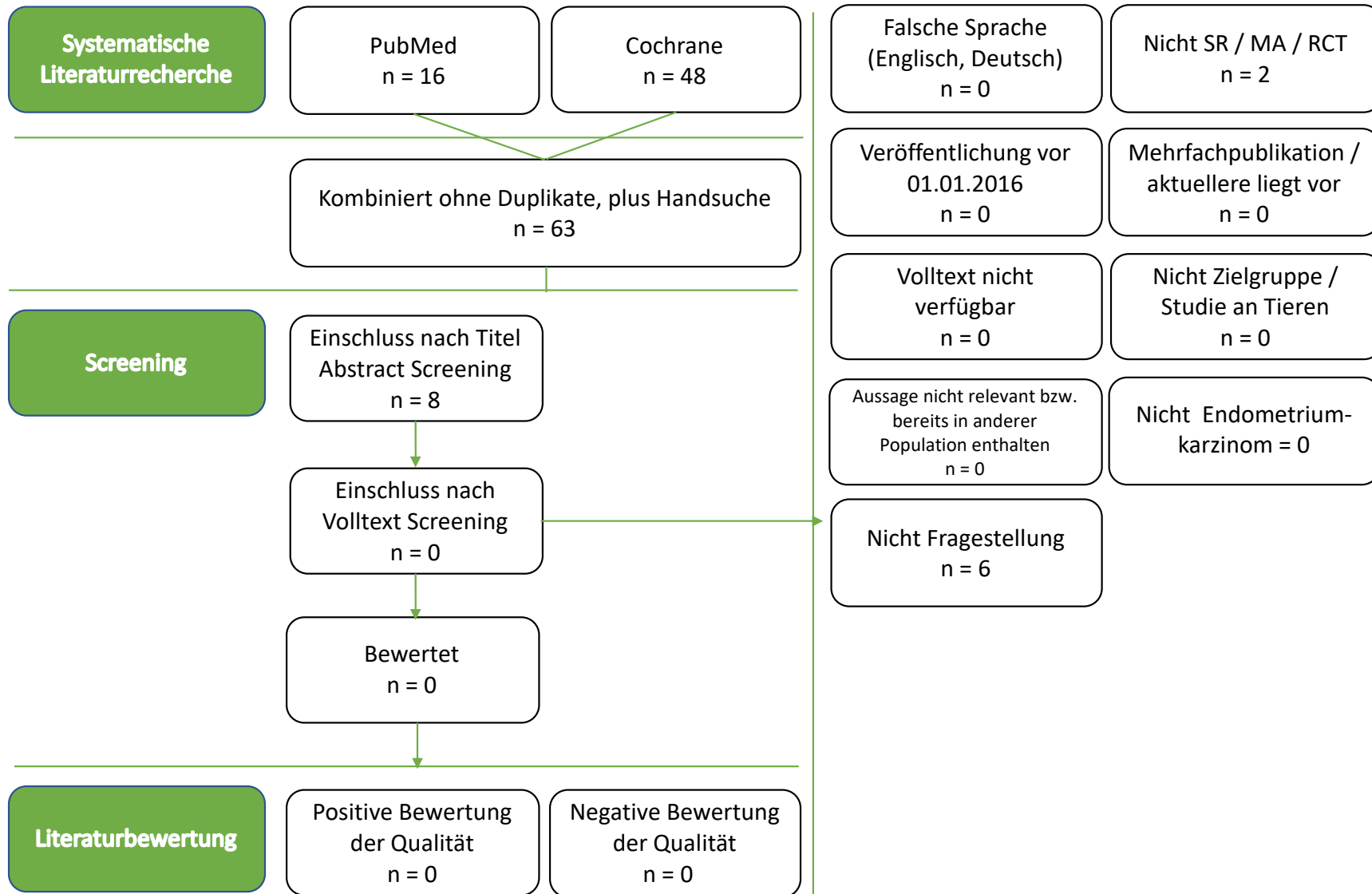
	Physiological[tiab] OR Sex Disorders[tiab] OR painful intercourse[tiab]	
#8	#2 OR #3 OR #4 OR #5 OR #6 OR #7	547.469
Kombiniert mit und ohne Filter		
#9	#1 AND #8	625
#10	#9 Filters: Publication date from 2016, Language: English OR German; Article type: Systematic review, Meta-Analysis OR Systematic review OR RCT; Humans	16

Recherche in der Cochrane Library (04.11.2020)

ID	Search	Hits
#1	MeSH descriptor: [Endometrial Neoplasms] explode all trees	625
#2	MeSH descriptor: [Endometrium] explode all trees	1064
#3	(endometria* OR endometrium):ti,ab,kw	7382
#4	#2 OR #3	7396
#5	(cancer OR tumor OR tumour OR malignan* OR Epithelioma* OR carcinoma OR neoplas*):ti,ab,kw	212615
#6	MeSH descriptor: [Carcinoma] explode all trees	13478
#7	MeSH descriptor: [Neoplasms] explode all trees	79241
#8	#5 OR #6 OR #7	221851
#9	#4 AND #8	2959
#10	#1 OR #9	2995
#11	Endometrial Neoplasms OR ((endometria* OR endometrium OR "Endometrium") AND (cancer OR tumor OR tumour OR malignan* OR "Carcinoma" OR Epithelioma* OR carcinoma OR neoplas* OR "Neoplasms"))	3008
#12	#10 OR #11	3190
#13	(best supportive care):ti,ab,kw	1487
#14	(Palliative Care OR Care, Palliative OR Palliative Treatment OR Palliative Treatments OR Treatment, Palliative OR Treatments, Palliative OR Therapy, Palliative OR Palliative Therapy OR Palliative Supportive Care OR Supportive Care, Palliative OR Palliative Surgery OR Surgery, Palliative):ti,ab,kw	7023
#15	MeSH descriptor: [Palliative Care] explode all trees	1605
#16	(psycho-oncological care OR psycho oncological care OR psychosocial care OR psycho-social care):ti,ab,kw	8211
#17	(Rehabilitation OR rehabilitation OR habilitation):ti,ab,kw	49513
#18	MeSH descriptor: [Rehabilitation] explode all trees	35421

#19	(vaginal dryness OR vaginal laser therap* OR vaginal atrophy OR ("Vagina" OR vagina) AND (dry* OR laser OR atroph* OR "Atrophy")):ti,ab,kw	1233
#20	MeSH descriptor: [Vagina] explode all trees	1282
#21	vagina OR vaginal	19112
#22	#20 OR #21	19112
#23	(atroph* OR dry*):ti,ab,kw	24123
#24	MeSH descriptor: [Atrophy] explode all trees	1647
#25	#23 OR #24	24549
#26	#22 AND #25	1263
#27	#19 OR #26	1372
#28	(sexual function OR "Sexual Dysfunction, Physiological" OR Physiological Sexual Dysfunction OR Physiological Sexual Dysfunctions OR Sexual Dysfunctions, Physiological OR Sexual Disorders, Physiological OR Physiological Sexual Disorder OR Physiological Sexual Disorders OR Sexual Disorder, Physiological OR Sex Disorders OR painful intercourse):ti,ab,kw	8982
#29	MeSH descriptor: [Sexual Dysfunction, Physiological] explode all trees	2237
#30	#13 OR #14 OR #15 OR #16 OR #17 OR #18 OR #27 OR #28 OR #29	97961
#31	#12 AND #30	222
#32	#31 with Cochrane Library publication date Between Jan 2016 and Dec 2020, in Cochrane Reviews	16

Schlüsselfrage 49



50. Schlüsselfrage 50

Wie ist der Stellenwert der psychoonkologischen Mitbehandlung und Betreuung in Bezug auf Kurzzeit-/Langzeitmorbidity, krankheitsspezifisches Gesamtüberleben und weiteres Rezidiv?
<u>Population:</u> Frauen mit EC
<u>Intervention:</u> psychoonkologische Mitbehandlung und Betreuung
<u>Comparison:</u> keine psychoonkologische Mitbehandlung und Betreuung
<u>Outcomes:</u> Verbesserung Lebensqualität, Kurzzeit-/ Langzeit-morbidity, Rezidivhäufigkeit, krankheits-spezifisches und Gesamtüberleben

Suche in PubMed (30.06.2020)

Population		
#1	"Endometrial Neoplasms"[Mesh] OR ((endometria*[tiab] OR endometrium[tiab] OR "Endometrium"[Mesh]) AND (cancer[tiab] OR tumor[tiab] OR tumour[tiab] OR malignan*[tiab] OR "Carcinoma"[Mesh] OR Epithelioma*[tiab] OR carcinoma[tiab] OR neoplas*[tiab] OR "Neoplasms"[Mesh]))	45.428
Intervention bzw. Exposure		
#2	best supportive care[tiab]	2.132
#3	Palliative Care[Mesh] OR Care, Palliative[tiab] OR Palliative Treatment[tiab] OR Palliative Treatments[tiab] OR Treatment, Palliative[tiab] OR Treatments, Palliative[tiab] OR Therapy, Palliative[tiab] OR Palliative Therapy[tiab] OR Palliative Supportive Care[tiab] OR Supportive Care, Palliative[tiab] OR Palliative Surgery[tiab] OR Surgery, Palliative[tiab]	60.096
#4	psycho-oncological care[tiab] OR psycho oncological care[tiab] OR psychosocial care OR psycho-social care[tiab]	38.194
#5	Rehabilitation[Mesh] OR rehabilitation[tiab] OR habilitation[tiab]	416.743
#6	vaginal dryness[tiab] OR vaginal laser therap*[tiab] OR vaginal atrophy[tiab] OR ("Vagina"[Mesh] OR vagina[tiab]) AND (dry*[tiab] OR laser[tiab] OR atroph*[tiab] OR "Atrophy"[Mesh])	2.660
#7	sexual function[tiab] OR "Sexual Dysfunction, Physiological"[Mesh] OR Physiological Sexual Dysfunction[tiab] OR Physiological Sexual Dysfunctions[tiab] OR Sexual Dysfunctions, Physiological[tiab] OR Sexual Disorders, Physiological[tiab] OR Physiological Sexual Disorder[tiab] OR Physiological Sexual Disorders[tiab] OR Sexual Disorder, Physiological[tiab] OR Sex Disorders[tiab] OR painful intercourse[tiab]	38.127
#8	#2 OR #3 OR #4 OR #5 OR #6 OR #7	547.469

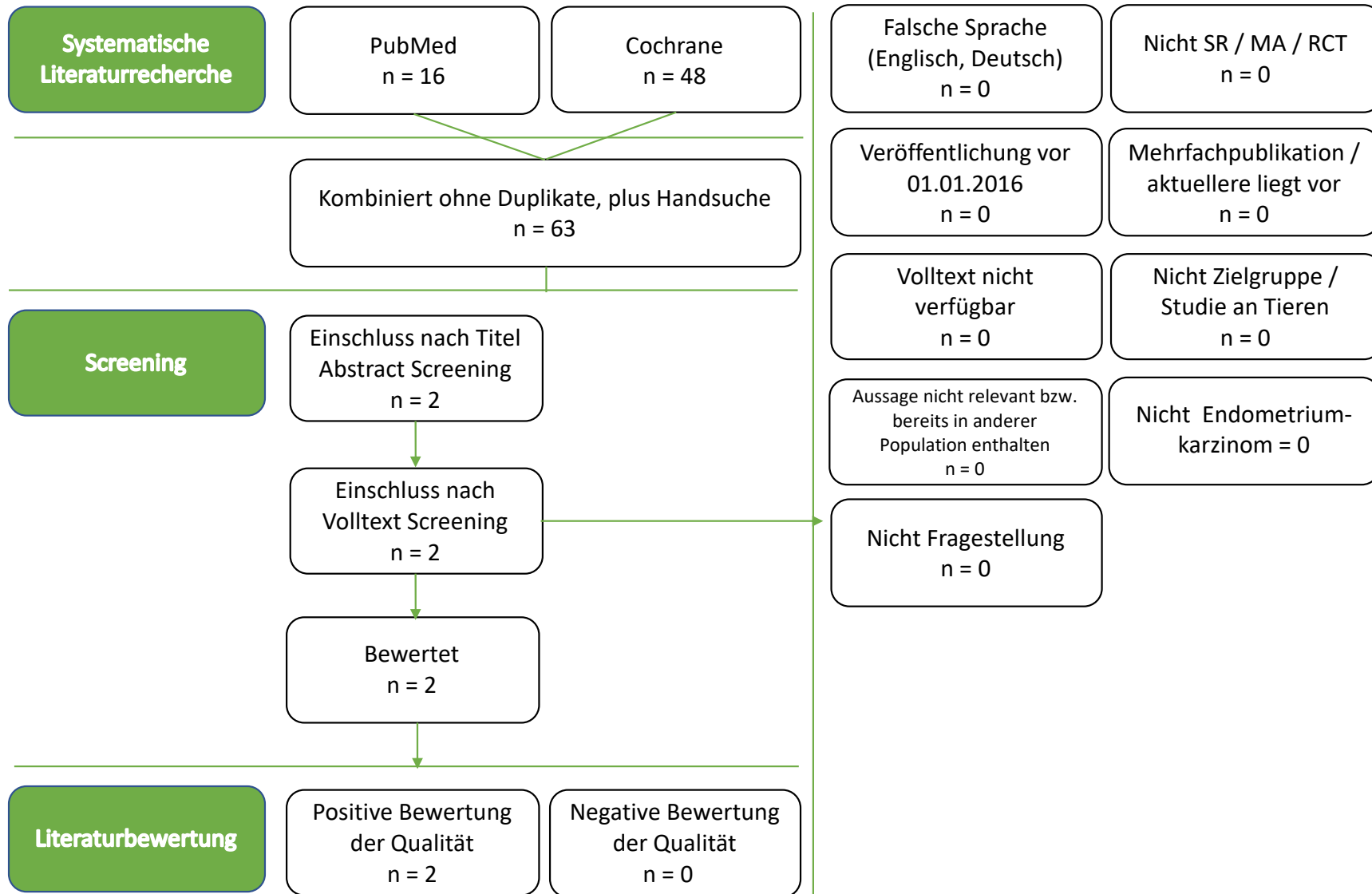
Kombiniert mit und ohne Filter		
#9	#1 AND #8	625
#10	#9 Filters: Publication date from 2016, Language: English OR German; Article type: Systematic review, Meta-Analysis OR Systematic review OR RCT; Humans	16

Recherche in der Cochrane Library (04.11.2020)

ID	Search	Hits
#1	MeSH descriptor: [Endometrial Neoplasms] explode all trees	625
#2	MeSH descriptor: [Endometrium] explode all trees	1064
#3	(endometria* OR endometrium):ti,ab,kw	7382
#4	#2 OR #3	7396
#5	(cancer OR tumor OR tumour OR malignan* OR Epithelioma* OR carcinoma OR neoplas*):ti,ab,kw	212615
#6	MeSH descriptor: [Carcinoma] explode all trees	13478
#7	MeSH descriptor: [Neoplasms] explode all trees	79241
#8	#5 OR #6 OR #7	221851
#9	#4 AND #8	2959
#10	#1 OR #9	2995
#11	Endometrial Neoplasms OR ((endometria* OR endometrium OR "Endometrium") AND (cancer OR tumor OR tumour OR malignan* OR "Carcinoma" OR Epithelioma* OR carcinoma OR neoplas* OR "Neoplasms"))	3008
#12	#10 OR #11	3190
#13	(best supportive care):ti,ab,kw	1487
#14	(Palliative Care OR Care, Palliative OR Palliative Treatment OR Palliative Treatments OR Treatment, Palliative OR Treatments, Palliative OR Therapy, Palliative OR Palliative Therapy OR Palliative Supportive Care OR Supportive Care, Palliative OR Palliative Surgery OR Surgery, Palliative):ti,ab,kw	7023
#15	MeSH descriptor: [Palliative Care] explode all trees	1605
#16	(psycho-oncological care OR psycho oncological care OR psychosocial care OR psycho-social care):ti,ab,kw	8211
#17	(Rehabilitation OR rehabilitation OR habilitation):ti,ab,kw	49513
#18	MeSH descriptor: [Rehabilitation] explode all trees	35421
#19	(vaginal dryness OR vaginal laser therap* OR vaginal atrophy OR ("Vagina" OR vagina) AND (dry* OR laser OR atroph* OR "Atrophy")):ti,ab,kw	1233
#20	MeSH descriptor: [Vagina] explode all trees	1282
#21	vagina OR vaginal	19112
#22	#20 OR #21	19112
#23	(atroph* OR dry*):ti,ab,kw	24123
#24	MeSH descriptor: [Atrophy] explode all trees	1647
#25	#23 OR #24	24549

#26	#22 AND #25	1263
#27	#19 OR #26	1372
#28	(sexual function OR "Sexual Dysfunction, Physiological" OR Physiological Sexual Dysfunction OR Physiological Sexual Dysfunctions OR Sexual Dysfunctions, Physiological OR Sexual Disorders, Physiological OR Physiological Sexual Disorder OR Physiological Sexual Disorders OR Sexual Disorder, Physiological OR Sex Disorders OR painful intercourse):ti,ab,kw	8982
#29	MeSH descriptor: [Sexual Dysfunction, Physiological] explode all trees	2237
#30	#13 OR #14 OR #15 OR #16 OR #17 OR #18 OR #27 OR #28 OR #29	97961
#31	#12 AND #30	222
#32	#31 with Cochrane Library publication date Between Jan 2016 and Dec 2020, in Cochrane Reviews	16

Schlüsselfrage 50



51. Schlüsselfrage 51

Wie ist der Stellenwert der psychosozialen Mitbehandlung und Betreuung und Rehabilitation in Bezug auf Kurzzeit-/Langzeitmorbidity, krankheitsspezifisches Gesamtüberleben und weiteres Rezidiv?
<u>Population:</u> Frauen mit EC
<u>Intervention:</u> psychosoziale Mitbehandlung und Betreuung
<u>Comparison:</u> keine psychosoziale Mitbehandlung und Betreuung
<u>Outcomes:</u> Verbesserung Lebensqualität, Kurzzeit-/ Langzeit-morbidity, Rezidivhäufigkeit, krankheits-spezifisches und Gesamtüberleben

Suche in PubMed (30.06.2020)

Population		
#1	"Endometrial Neoplasms"[Mesh] OR ((endometria*[tiab] OR endometrium[tiab] OR "Endometrium"[Mesh]) AND (cancer[tiab] OR tumor[tiab] OR tumour[tiab] OR malignan*[tiab] OR "Carcinoma"[Mesh] OR Epithelioma*[tiab] OR carcinoma[tiab] OR neoplas*[tiab] OR "Neoplasms"[Mesh]))	45.428
Intervention bzw. Exposure		
#2	best supportive care[tiab]	2.132
#3	Palliative Care[Mesh] OR Care, Palliative[tiab] OR Palliative Treatment[tiab] OR Palliative Treatments[tiab] OR Treatment, Palliative[tiab] OR Treatments, Palliative[tiab] OR Therapy, Palliative[tiab] OR Palliative Therapy[tiab] OR Palliative Supportive Care[tiab] OR Supportive Care, Palliative[tiab] OR Palliative Surgery[tiab] OR Surgery, Palliative[tiab]	60.096
#4	psycho-oncological care[tiab] OR psycho oncological care[tiab] OR psychosocial care OR psycho-social care[tiab]	38.194
#5	Rehabilitation[Mesh] OR rehabilitation[tiab] OR habilitation[tiab]	416.743
#6	vaginal dryness[tiab] OR vaginal laser therap*[tiab] OR vaginal atrophy[tiab] OR ("Vagina"[Mesh] OR vagina[tiab]) AND (dry*[tiab] OR laser[tiab] OR atroph*[tiab] OR "Atrophy"[Mesh])	2.660
#7	sexual function[tiab] OR "Sexual Dysfunction, Physiological"[Mesh] OR Physiological Sexual Dysfunction[tiab] OR Physiological Sexual Dysfunctions[tiab] OR Sexual Dysfunctions, Physiological[tiab] OR Sexual Disorders, Physiological[tiab] OR Physiological Sexual Disorder[tiab] OR Physiological Sexual Disorders[tiab] OR Sexual Disorder, Physiological[tiab] OR Sex Disorders[tiab] OR painful intercourse[tiab]	38.127
#8	#2 OR #3 OR #4 OR #5 OR #6 OR #7	547.469
Kombiniert mit und ohne Filter		

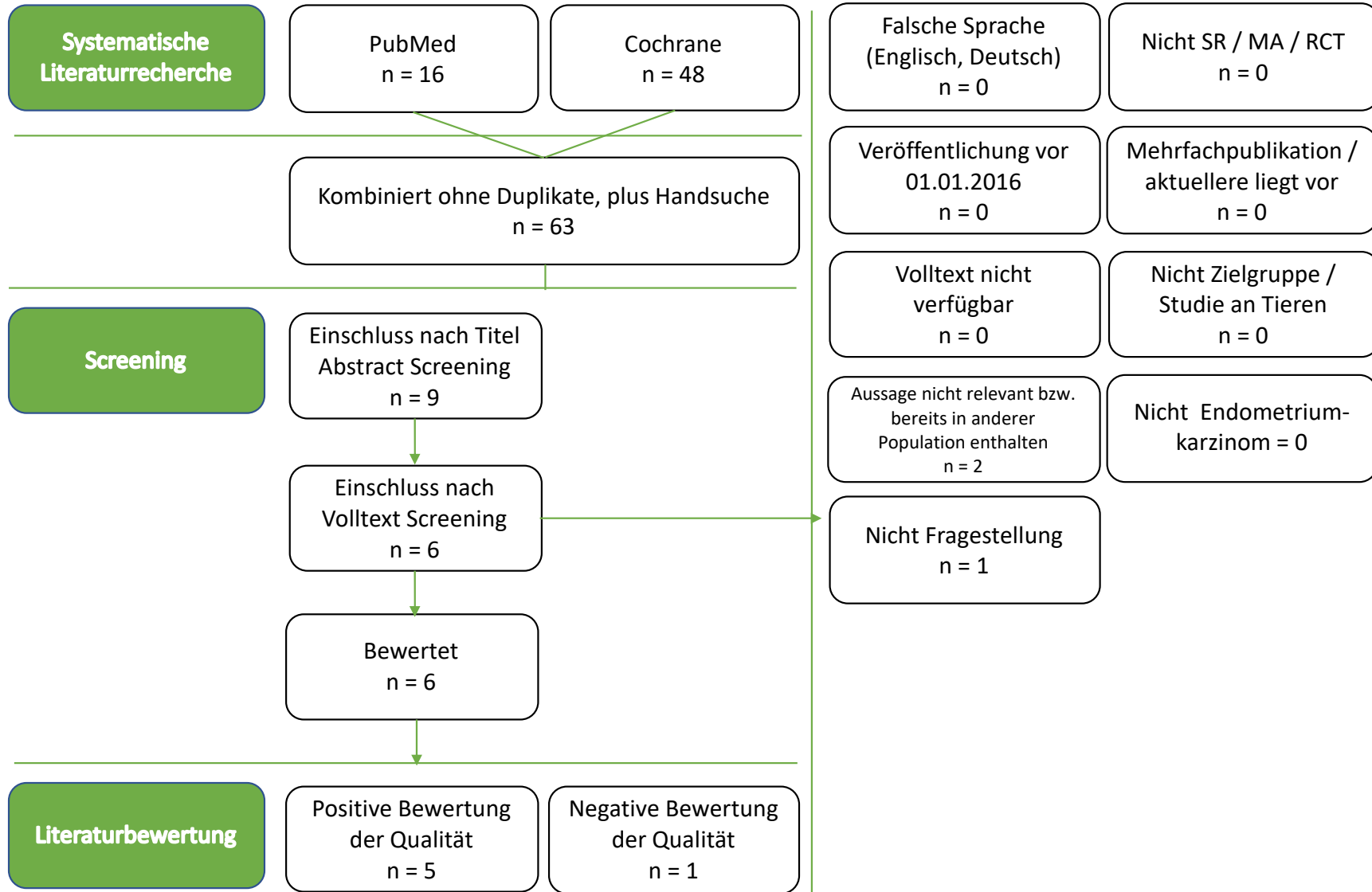
#9	#1 AND #8	625
#10	#9 Filters: Publication date from 2016, Language: English OR German; Article type: Systematic review, Meta-Analysis OR Systematic review OR RCT; Humans	16

Recherche in der Cochrane Library (04.11.2020)

ID	Search	Hits
#1	MeSH descriptor: [Endometrial Neoplasms] explode all trees	625
#2	MeSH descriptor: [Endometrium] explode all trees	1064
#3	(endometria* OR endometrium):ti,ab,kw	7382
#4	#2 OR #3	7396
#5	(cancer OR tumor OR tumour OR malignan* OR Epithelioma* OR carcinoma OR neoplas*):ti,ab,kw	212615
#6	MeSH descriptor: [Carcinoma] explode all trees	13478
#7	MeSH descriptor: [Neoplasms] explode all trees	79241
#8	#5 OR #6 OR #7	221851
#9	#4 AND #8	2959
#10	#1 OR #9	2995
#11	Endometrial Neoplasms OR ((endometria* OR endometrium OR "Endometrium") AND (cancer OR tumor OR tumour OR malignan* OR "Carcinoma" OR Epithelioma* OR carcinoma OR neoplas* OR "Neoplasms"))	3008
#12	#10 OR #11	3190
#13	(best supportive care):ti,ab,kw	1487
#14	(Palliative Care OR Care, Palliative OR Palliative Treatment OR Palliative Treatments OR Treatment, Palliative OR Treatments, Palliative OR Therapy, Palliative OR Palliative Therapy OR Palliative Supportive Care OR Supportive Care, Palliative OR Palliative Surgery OR Surgery, Palliative):ti,ab,kw	7023
#15	MeSH descriptor: [Palliative Care] explode all trees	1605
#16	(psycho-oncological care OR psycho oncological care OR psychosocial care OR psycho-social care):ti,ab,kw	8211
#17	(Rehabilitation OR rehabilitation OR habilitation):ti,ab,kw	49513
#18	MeSH descriptor: [Rehabilitation] explode all trees	35421
#19	(vaginal dryness OR vaginal laser therap* OR vaginal atrophy OR ("Vagina" OR vagina) AND (dry* OR laser OR atroph* OR "Atrophy"))):ti,ab,kw	1233
#20	MeSH descriptor: [Vagina] explode all trees	1282
#21	vagina OR vaginal	19112
#22	#20 OR #21	19112
#23	(atroph* OR dry*):ti,ab,kw	24123
#24	MeSH descriptor: [Atrophy] explode all trees	1647
#25	#23 OR #24	24549

#26	#22 AND #25	1263
#27	#19 OR #26	1372
#28	(sexual function OR "Sexual Dysfunction, Physiological" OR Physiological Sexual Dysfunction OR Physiological Sexual Dysfunctions OR Sexual Dysfunctions, Physiological OR Sexual Disorders, Physiological OR Physiological Sexual Disorder OR Physiological Sexual Disorders OR Sexual Disorder, Physiological OR Sex Disorders OR painful intercourse):ti,ab,kw	8982
#29	MeSH descriptor: [Sexual Dysfunction, Physiological] explode all trees	2237
#30	#13 OR #14 OR #15 OR #16 OR #17 OR #18 OR #27 OR #28 OR #29	97961
#31	#12 AND #30	222
#32	#31 with Cochrane Library publication date Between Jan 2016 and Dec 2020, in Cochrane Reviews	16

Schlüsselfrage 51



52. Schlüsselfrage 52

<p>Kann bei an Endometriumkarzinom erkrankten Patientinnen mit Trockenheit der Vagina diese durch die Applikation von inerten Gleitgelen oder Cremes oder vaginaler Lasertherapie vermindert werden, so dass sich die Lebensqualität verbessert in Bezug auf sexuelle Funktionsstörungen und vaginale Beschwerden?</p>
<p><u>Population:</u> an EC erkrankte Patientinnen mit Trockenheit der Vagina</p>
<p><u>Intervention:</u></p> <ul style="list-style-type: none"> • Applikation von inerten Gleitgelen oder Cremes • Anwendung vaginaler Lasertherapie
<p><u>Comparison:</u></p> <ul style="list-style-type: none"> • keine Applikation von inerten Gleitgelen oder Cremes • keine vaginale Lasertherapie
<p><u>Outcomes:</u> Verbesserung der Lebensqualität in Bezug auf sexuelle Funktionsstörungen und vaginale Beschwerden</p>

Suche in PubMed (30.06.2020)

Population		
#1	"Endometrial Neoplasms"[Mesh] OR ((endometria*[tiab] OR endometrium[tiab] OR "Endometrium"[Mesh]) AND (cancer[tiab] OR tumor[tiab] OR tumour[tiab] OR malignan*[tiab] OR "Carcinoma"[Mesh] OR Epithelioma*[tiab] OR carcinoma[tiab] OR neoplas*[tiab] OR "Neoplasms"[Mesh]))	45.428
Intervention bzw. Exposure		
#2	best supportive care[tiab]	2.132
#3	Palliative Care[Mesh] OR Care, Palliative[tiab] OR Palliative Treatment[tiab] OR Palliative Treatments[tiab] OR Treatment, Palliative[tiab] OR Treatments, Palliative[tiab] OR Therapy, Palliative[tiab] OR Palliative Therapy[tiab] OR Palliative Supportive Care[tiab] OR Supportive Care, Palliative[tiab] OR Palliative Surgery[tiab] OR Surgery, Palliative[tiab]	60.096
#4	psycho-oncological care[tiab] OR psycho oncological care[tiab] OR psychosocial care OR psycho-social care[tiab]	38.194
#5	Rehabilitation[Mesh] OR rehabilitation[tiab] OR habilitation[tiab]	416.743
#6	vaginal dryness[tiab] OR vaginal laser therap*[tiab] OR vaginal atrophy[tiab] OR ("Vagina"[Mesh] OR vagina[tiab]) AND (dry*[tiab] OR laser[tiab] OR atroph*[tiab] OR "Atrophy"[Mesh])	2.660

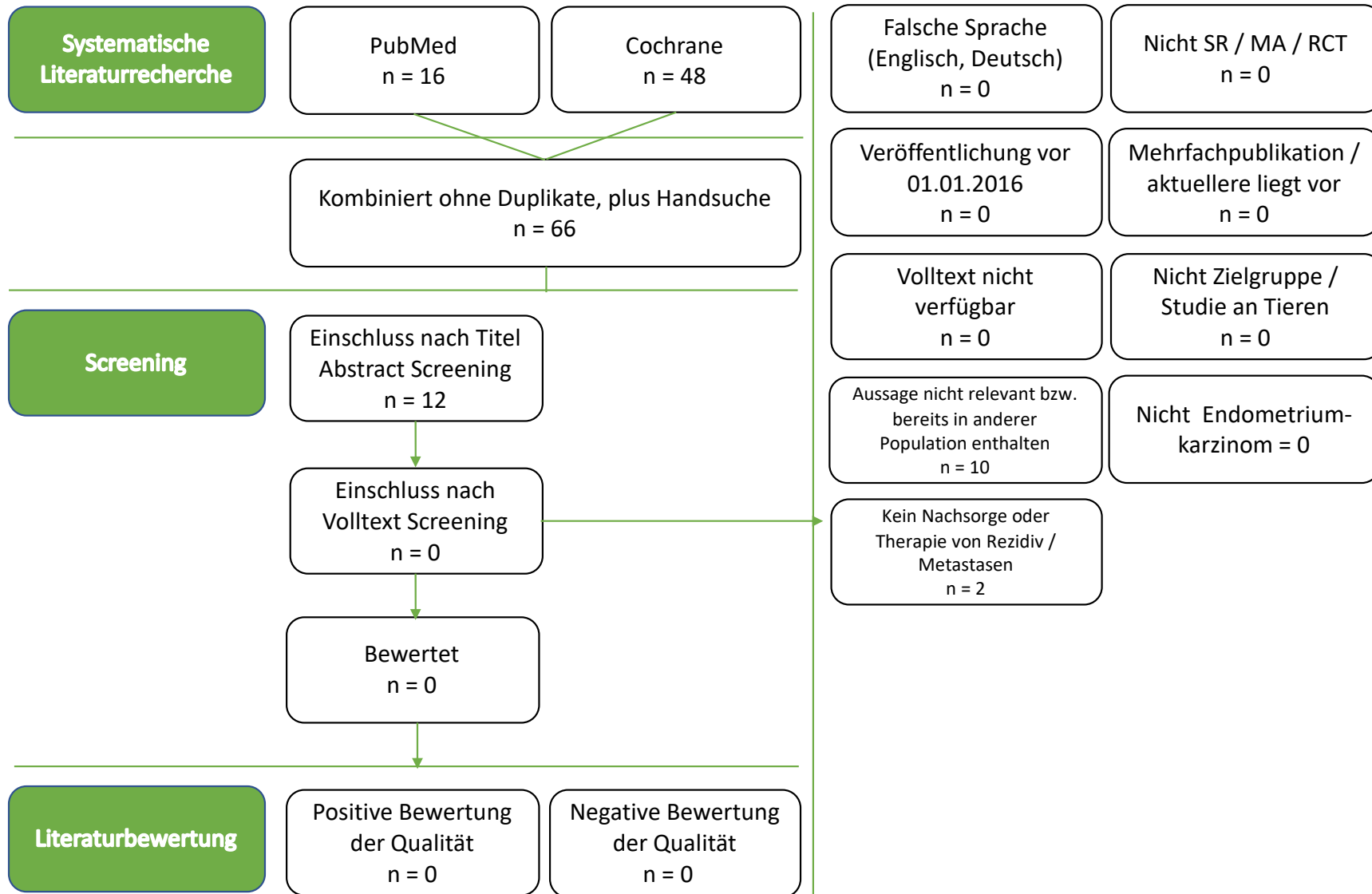
#7	sexual function[tiab] OR "Sexual Dysfunction, Physiological"[Mesh] OR Physiological Sexual Dysfunction[tiab] OR Physiological Sexual Dysfunctions[tiab] OR Sexual Dysfunctions, Physiological[tiab] OR Sexual Disorders, Physiological[tiab] OR Physiological Sexual Disorder[tiab] OR Physiological Sexual Disorders[tiab] OR Sexual Disorder, Physiological[tiab] OR Sex Disorders[tiab] OR painful intercourse[tiab]	38.127
#8	#2 OR #3 OR #4 OR #5 OR #6 OR #7	547.469
Kombiniert mit und ohne Filter		
#9	#1 AND #8	625
#10	#9 Filters: Publication date from 2016, Language: English OR German; Article type: Systematic review, Meta-Analysis OR Systematic review OR RCT; Humans	16

Recherche in der Cochrane Library (04.11.2020)

ID	Search	Hits
#1	MeSH descriptor: [Endometrial Neoplasms] explode all trees	625
#2	MeSH descriptor: [Endometrium] explode all trees	1064
#3	(endometria* OR endometrium):ti,ab,kw	7382
#4	#2 OR #3	7396
#5	(cancer OR tumor OR tumour OR malignan* OR Epithelioma* OR carcinoma OR neoplas*):ti,ab,kw	212615
#6	MeSH descriptor: [Carcinoma] explode all trees	13478
#7	MeSH descriptor: [Neoplasms] explode all trees	79241
#8	#5 OR #6 OR #7	221851
#9	#4 AND #8	2959
#10	#1 OR #9	2995
#11	Endometrial Neoplasms OR ((endometria* OR endometrium OR "Endometrium") AND (cancer OR tumor OR tumour OR malignan* OR "Carcinoma" OR Epithelioma* OR carcinoma OR neoplas* OR "Neoplasms"))	3008
#12	#10 OR #11	3190
#13	(best supportive care):ti,ab,kw	1487
#14	(Palliative Care OR Care, Palliative OR Palliative Treatment OR Palliative Treatments OR Treatment, Palliative OR Treatments, Palliative OR Therapy, Palliative OR Palliative Therapy OR Palliative Supportive Care OR Supportive Care, Palliative OR Palliative Surgery OR Surgery, Palliative):ti,ab,kw	7023
#15	MeSH descriptor: [Palliative Care] explode all trees	1605
#16	(psycho-oncological care OR psycho oncological care OR psychosocial care OR psycho-social care):ti,ab,kw	8211
#17	(Rehabilitation OR rehabilitation OR habilitation):ti,ab,kw	49513
#18	MeSH descriptor: [Rehabilitation] explode all trees	35421

#19	(vaginal dryness OR vaginal laser therap* OR vaginal atrophy OR ("Vagina" OR vagina) AND (dry* OR laser OR atroph* OR "Atrophy")):ti,ab,kw	1233
#20	MeSH descriptor: [Vagina] explode all trees	1282
#21	vagina OR vaginal	19112
#22	#20 OR #21	19112
#23	(atroph* OR dry*):ti,ab,kw	24123
#24	MeSH descriptor: [Atrophy] explode all trees	1647
#25	#23 OR #24	24549
#26	#22 AND #25	1263
#27	#19 OR #26	1372
#28	(sexual function OR "Sexual Dysfunction, Physiological" OR Physiological Sexual Dysfunction OR Physiological Sexual Dysfunctions OR Sexual Dysfunctions, Physiological OR Sexual Disorders, Physiological OR Physiological Sexual Disorder OR Physiological Sexual Disorders OR Sexual Disorder, Physiological OR Sex Disorders OR painful intercourse):ti,ab,kw	8982
#29	MeSH descriptor: [Sexual Dysfunction, Physiological] explode all trees	2237
#30	#13 OR #14 OR #15 OR #16 OR #17 OR #18 OR #27 OR #28 OR #29	97961
#31	#12 AND #30	222
#32	#31 with Cochrane Library publication date Between Jan 2016 and Dec 2020, in Cochrane Reviews	16

Schlüsselfrage 52



53. Schlüsselfrage 53

Kann bei an Endometriumkarzinom erkrankten Patientinnen mit Trockenheit der Vagina, die durch inerte Cremes oder Gleitgele nicht befriedigend behandelbar ist, eine lokale Östrogenbehandlung durchgeführt werden, so dass sich die Lebensqualität verbessert in Bezug auf sexuelle Funktionsstörungen und vaginale Beschwerden?
<u>Population</u> EC-Patientin mit therapieresistenter (inerte Cremes, Gleitgele) mangelnder Lubrikation der Vagina
<u>Intervention:</u> lokale Östrogenbehandlung
<u>Comparison:</u> keine lokale Östrogenbehandlung
<u>Outcomes:</u> Verbesserung Lebensqualität, Kurzzeit-/Langzeit-morbidität, Rezidivhäufigkeit, krankheits-spezifisches und Gesamtüberleben

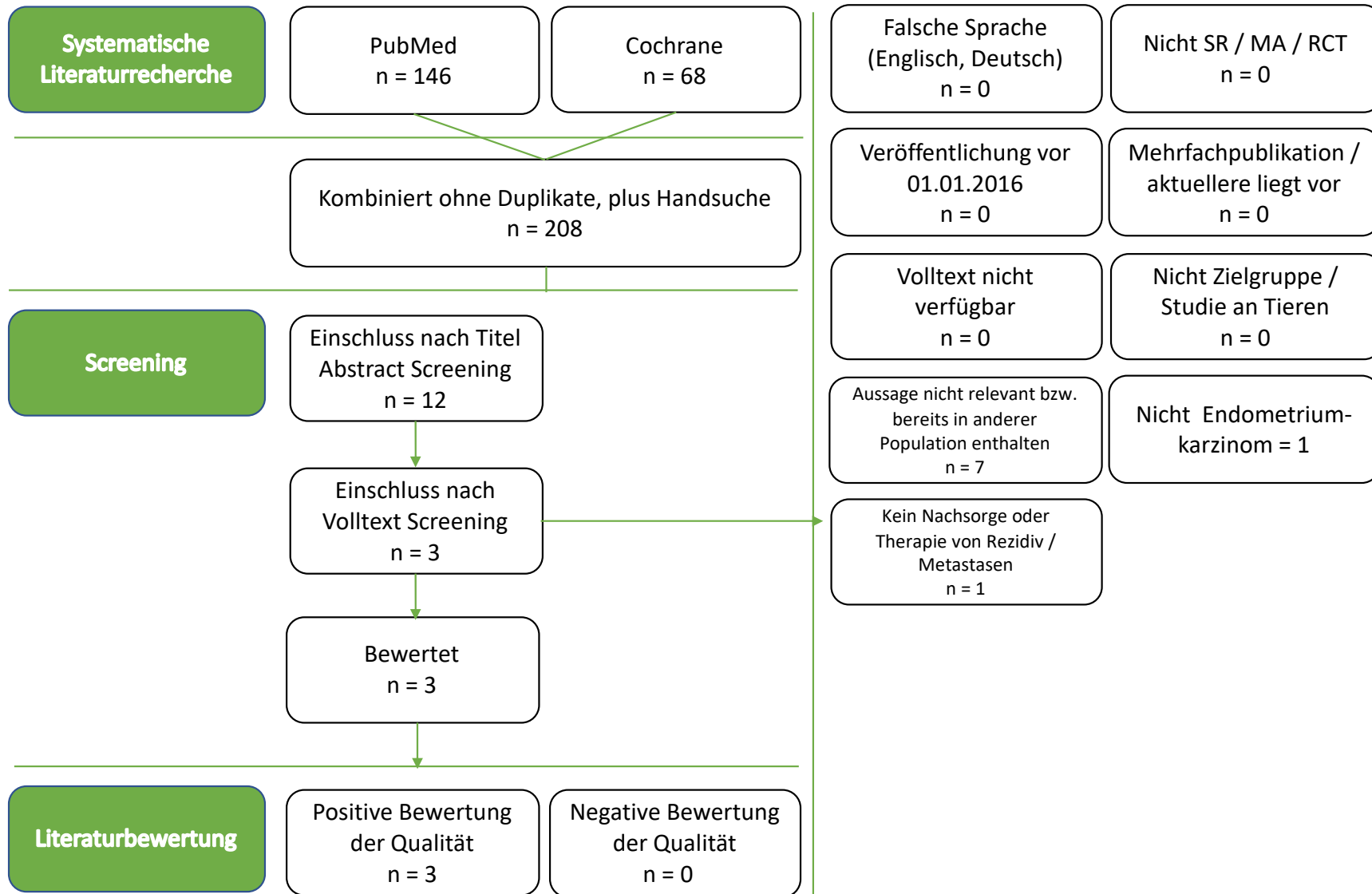
Recherche in PubMed (13.07.2020)

Population		
#1	"Endometrial Neoplasms"[Mesh] OR ((endometria*[tiab] OR endometrium[tiab] OR "Endometrium"[Mesh]) AND (cancer[tiab] OR tumor[tiab] OR tumour[tiab] OR malignan*[tiab] OR "Carcinoma"[Mesh] OR Epithelioma*[tiab] OR carcinoma[tiab] OR neoplas*[tiab] OR "Neoplasms"[Mesh]))	45.525
Intervention bzw. Exposure		
#2	estrogen	267.273
#3	follow up	1.191.913
#4	recurrence	683.091
#5	posttreatment	53.880
#6	#2 OR #3 OR #4 OR #5	1.991.559
Kombiniert mit und ohne Filter		
#7	#1 AND #6	15.635
#8	#7 Filters: Publication date from 2016, Language: English OR German; Article type: Abstracts; Systematic review, Meta-Analysis OR Systematic review OR RCT; Humans, Female	146

Recherche in der Cochrane Library (13.07.2020)

ID	Search	Hits
#1	endometrial cancer with Cochrane Library publication date from Jan 2016 to present	1325
#2	Cochrane reviews	68

Schlüsselfrage 53



54. Schlüsselfrage 54

<p>Kann bei an Endometriumkarzinom erkrankten Patientinnen, die behandelt wurden mittels Strahlentherapie, welche die Vaginalregion einbezogen hat, eine mechanische Dilatation mittels Vaginaldilatoren oder Tampons mit inerten Cremes ab vier bis sechs Wochen postoperativ eine Vaginalstenose verhindern, so dass die Lebensqualität erhalten bleibt in Bezug auf sexuelle Funktionsstörungen und vaginale Beschwerden?</p>
<p><u>Population</u> EC-Patientinnen 4-6 Wochen postoperativ und im Zustand nach Radiatio der Vaginalregion</p>
<p><u>Intervention:</u> mechanische Dilatation mittels Vaginaldilatoren oder Tampons mit inerten Cremes</p>
<p><u>Comparison:</u> keine mechanische Dilatation</p>
<p><u>Outcomes:</u> Verbesserung Lebensqualität, Kurzzeit-/Langzeit-morbidität, Rezidivhäufigkeit, krankheits-spezifisches und Gesamtüberlebe</p>

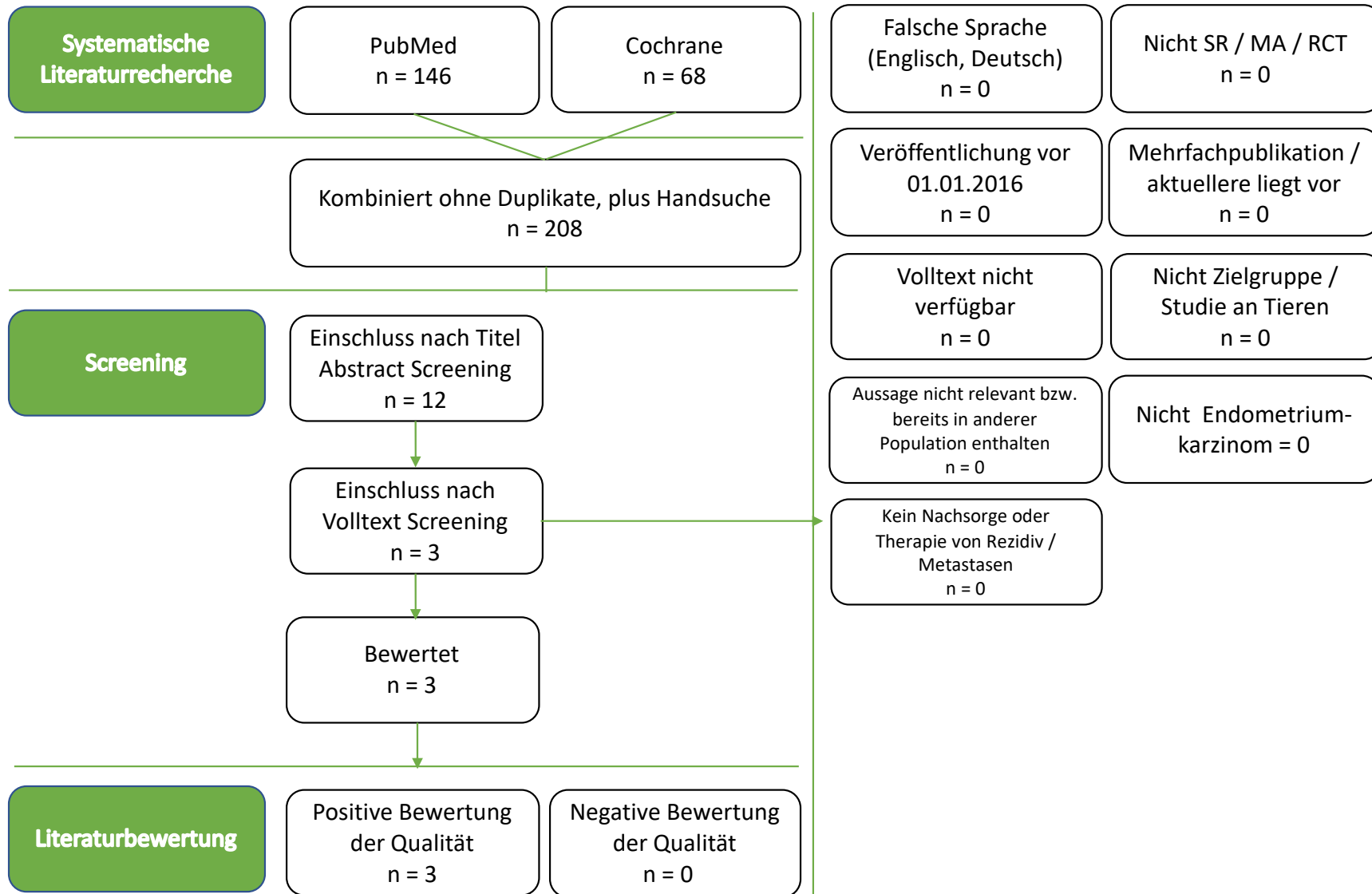
Recherche in PubMed (13.07.2020)

Population		
#1	"Endometrial Neoplasms"[Mesh] OR ((endometria*[tiab] OR endometrium[tiab] OR "Endometrium"[Mesh]) AND (cancer[tiab] OR tumor[tiab] OR tumour[tiab] OR malignan*[tiab] OR "Carcinoma"[Mesh] OR Epithelioma*[tiab] OR carcinoma[tiab] OR neoplas*[tiab] OR "Neoplasms"[Mesh]))	45.525
Intervention bzw. Exposure		
#2	estrogen	267.273
#3	follow up	1.191.913
#4	recurrence	683.091
#5	posttreatment	53.880
#6	#2 OR #3 OR #4 OR #5	1.991.559
Kombiniert mit und ohne Filter		
#7	#1 AND #6	15.635
#8	#7 Filters: Publication date from 2016, Language: English OR German; Article type: Abstracts; Systematic review, Meta-Analysis OR Systematic review OR RCT; Humans, Female	146

Recherche in der Cochrane Library (13.07.2020)

ID	Search	Hits
#1	endometrial cancer with Cochrane Library publication date from Jan 2016 to present	1325

Schlüsselfrage 54



55. Schlüsselfrage 55 (neue Schlüsselfrage)

Welchen Stellenwert hat die Narkoseuntersuchung mit Zystoskopie, Rektoskopie und diagnostischer Laparoskopie mit Spülflüssigkeit/Zytologie-Gewinnung für die lokale und systemische Ausbreitungsdiagnostik des histologisch gesicherten primären Endometriumkarzinoms im Hinblick auf eine Änderung der operativen Strategie sowie auf Lebensqualität, Kurzzeit-/Langzeitmorbidity, Rezidivhäufigkeit, krankheitsspezifisches und Gesamtüberleben?

Population: Frauen mit histologisch gesichertem EC

- -Typ I
- -Typ II

Intervention: Narkoseunter-suchung mit

- Zystoskopie
- Rektoskopie
- diagnostischer Laparoskopie mit Spülflüssigkeit/Zyto-logie-Gewinnung

Comparison: keine

- Zystoskopie,
- Rektoskopie
- diagnostischer Laparoskopie mit Spülflüssigkeit/Zytologie-Gewinnung

Outcomes: Morbidity, Lebensqualität, Rezidivhäufigkeit, krankheits-spezifisches Überleben, Gesamtüberleben

Recherche in PubMed (30.06.2020)

Population		
#1	" Endometrial Neoplasms "[Mesh] OR ((endometria*[tiab] OR endometrium[tiab] OR " Endometrium "[Mesh]) AND (cancer[tiab] OR tumor[tiab] OR tumour[tiab] OR malignan*[tiab] OR " Carcinoma "[Mesh] OR Epithelioma*[tiab] OR carcinoma[tiab] OR neoplas*[tiab] OR " Neoplasms "[Mesh]))	45.428
Intervention bzw. Exposure		
#2	Gynecological Examination [Mesh] OR Examination, Gynecological[tiab] OR Examinations, Gynecological[tiab] OR Gynecological Examinations[tiab] OR Gynecological Exam[tiab] OR Exam, Gynecological[tiab] OR Exams, Gynecological[tiab] OR Gynecological Exams[tiab] OR Vaginal Examinations[tiab] OR Examination, Vaginal[tiab] OR Examinations, Vaginal[tiab] OR Vaginal Examination[tiab] OR Vaginal Exam[tiab] OR Exam, Vaginal[tiab] OR Exams, Vaginal[tiab] OR Vaginal Exams[tiab] OR Pelvic Examination[tiab] OR Examination, Pelvic[tiab] OR Examinations, Pelvic[tiab] OR Pelvic Examinations[tiab] OR Pelvic	4.430

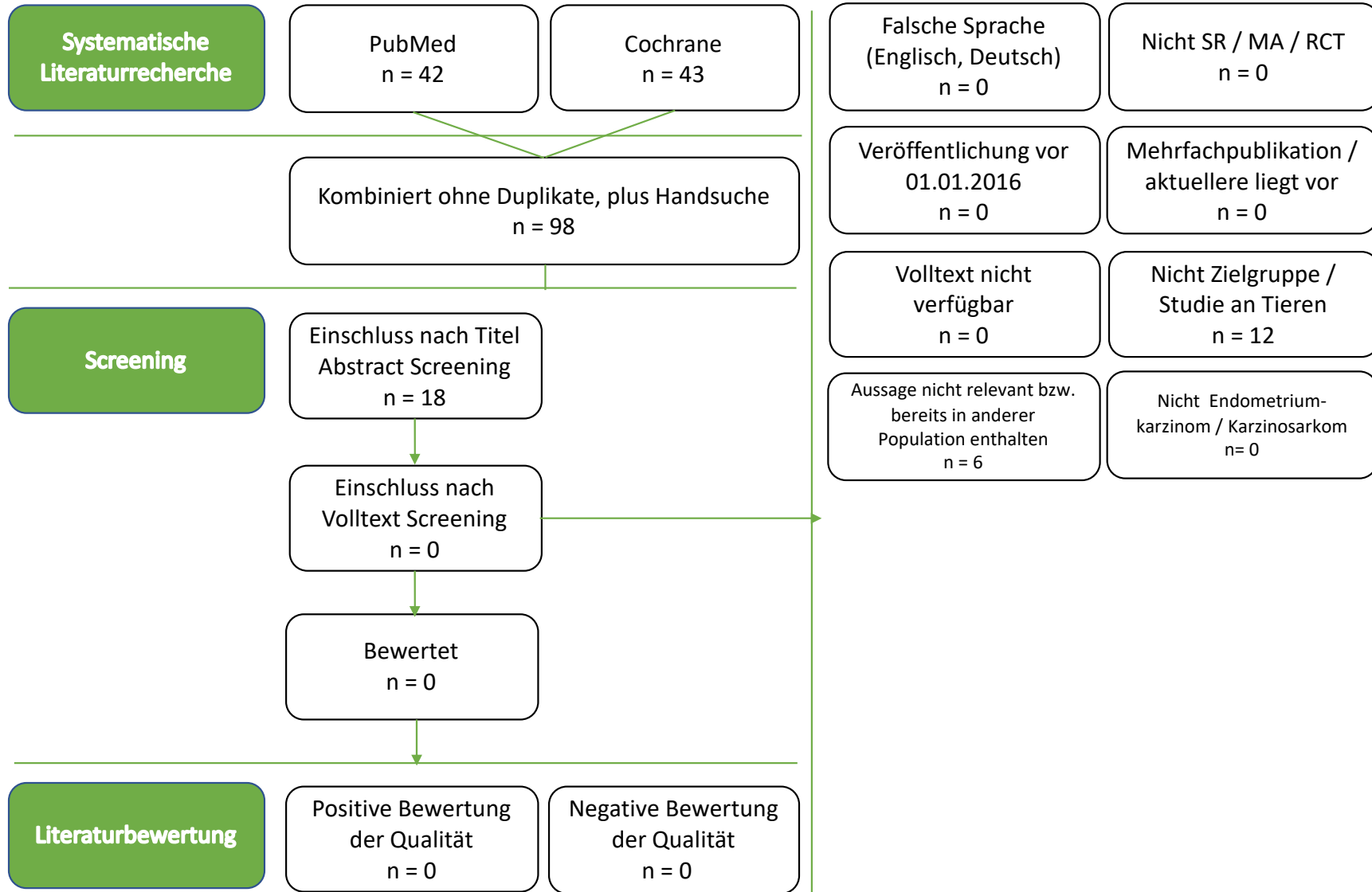
	Exam[tiab] OR Exam, Pelvic[tiab] OR Exams, Pelvic[tiab] OR Pelvic Exams[tiab]	
#3	Cystoscopy[Mesh] OR Cystoscopies[tiab] OR Cystoscopic Surgical Procedures[tiab] OR Cystoscopic Surgical Procedure[tiab] OR Procedure, Cystoscopic Surgical[tiab] OR Procedures, Cystoscopic Surgical[tiab] OR Surgical Procedure, Cystoscopic[tiab] OR Surgery, Cystoscopic[tiab] OR Surgical Procedures, Cystoscopic[tiab] OR Cystoscopic Surgery[tiab] OR Cystoscopic Surgeries[tiab] OR Surgeries, Cystoscopic[tiab]	8.475
#4	rectoscopy[tiab] OR anoscopy[tiab]	828
#5	(Laparoscopy[Mesh] OR laparoscop*[tiab]) AND ("Diagnosis"[Mesh] OR diagnos*[tiab])	115.378
#6	wash cytology[tiab]	78
#7	#2 OR #3 OR #4 OR #5 OR #6	128.431
Kombiniert mit und ohne Filter		
#8	#1 AND #7	1.719
#9	#8 Filters: Publication date from 2016, Language: English OR German; Article type: Systematic review, Meta-Analysis OR Systematic review OR RCT; Humans	42

Recherche in der Cochrane Library (04.11.2020)

ID	Search	Hits
#1	MeSH descriptor: [Endometrial Neoplasms] explode all trees	625
#2	MeSH descriptor: [Endometrium] explode all trees	1064
#3	(endometria* OR endometrium):ti,ab,kw	7382
#4	#2 OR #3	7396
#5	(cancer OR tumor OR tumour OR malignan* OR Epithelioma* OR carcinoma OR neoplas*):ti,ab,kw	212615
#6	MeSH descriptor: [Carcinoma] explode all trees	13478
#7	MeSH descriptor: [Neoplasms] explode all trees	79241
#8	#5 OR #6 OR #7	221851
#9	#4 AND #8	2959
#10	#1 OR #9	2995
#11	Endometrial Neoplasms OR ((endometria* OR endometrium OR "Endometrium") AND (cancer OR tumor OR tumour OR malignan* OR "Carcinoma" OR Epithelioma* OR carcinoma OR neoplas* OR "Neoplasms"))	3008
#12	#10 OR #11	3190
#13	(Gynecological Examination OR Examination, Gynecological OR Examinations, Gynecological OR Gynecological Examinations OR Gynecological Exam OR Exam, Gynecological OR Exams, Gynecological OR Gynecological Exams OR Vaginal Examinations OR Examination, Vaginal OR Examinations, Vaginal OR Vaginal Examination OR Vaginal Exam OR Exam, Vaginal OR Exams,	3384

	Vaginal OR Vaginal Exams OR Pelvic Examination OR Examination, Pelvic OR Examinations, Pelvic OR Pelvic Examinations OR Pelvic Exam OR Exam, Pelvic OR Exams, Pelvic OR Pelvic Exams):ti,ab,kw	
#14	MeSH descriptor: [Gynecological Examination] explode all trees	26
#15	(Cystoscopy OR Cystoscopies OR Cystoscopic Surgical Procedures OR Cystoscopic Surgical Procedure OR Procedure, Cystoscopic Surgical OR Procedures, Cystoscopic Surgical OR Surgical Procedure, Cystoscopic OR Surgery, Cystoscopic OR Surgical Procedures, Cystoscopic OR Cystoscopic Surgery OR Cystoscopic Surgeries OR Surgeries, Cystoscopic):ti,ab,kw	1221
#16	MeSH descriptor: [Cystoscopy] explode all trees	294
#17	(rectoscopy OR anoscopy):ti,ab,kw	121
#18	("laparoscopy" OR laparoscop*):ti,ab,kw	20456
#19	MeSH descriptor: [Laparoscopy] explode all trees	5723
#20	#18 OR #19	20504
#21	Diagnosis OR diagnos*	234937
#22	MeSH descriptor: [Diagnosis] explode all trees	331375
#23	#21 OR #22	482322
#24	#20 AND #23	7653
#25	(wash cytology):ti,ab,kw	44
#26	#13 OR #14 OR #15 OR #16 OR #17 OR #24 OR #25	12236
#27	#12 AND #26	260
#28	#27 with Cochrane Library publication date Between Jan 2016 and Dec 2020, in Cochrane Reviews	15

Schlüsselfrage 55



56. Schlüsselfrage 56 (neue Schlüsselfrage)

Ändert die präoperative Bestimmung des L1CAM-Status und der molekularen Klassifikation (ProMisE) das operative Prozedere/die Radikalität des operativen Eingriffes?
<u>Population:</u> Frauen mit EC
<u>Intervention:</u> präoperative Bestimmung des L1CAM-Status und präoperative molekulare Klassifikation nach ProMisE
<u>Comparison:</u> keine präoperative Bestimmung des L1CAM-Status und keine präoperative molekulare Klassifikation nach ProMisE
<u>Outcomes:</u> operatives Vorgehen bei EC

Recherche in PubMed (30.06.2020)

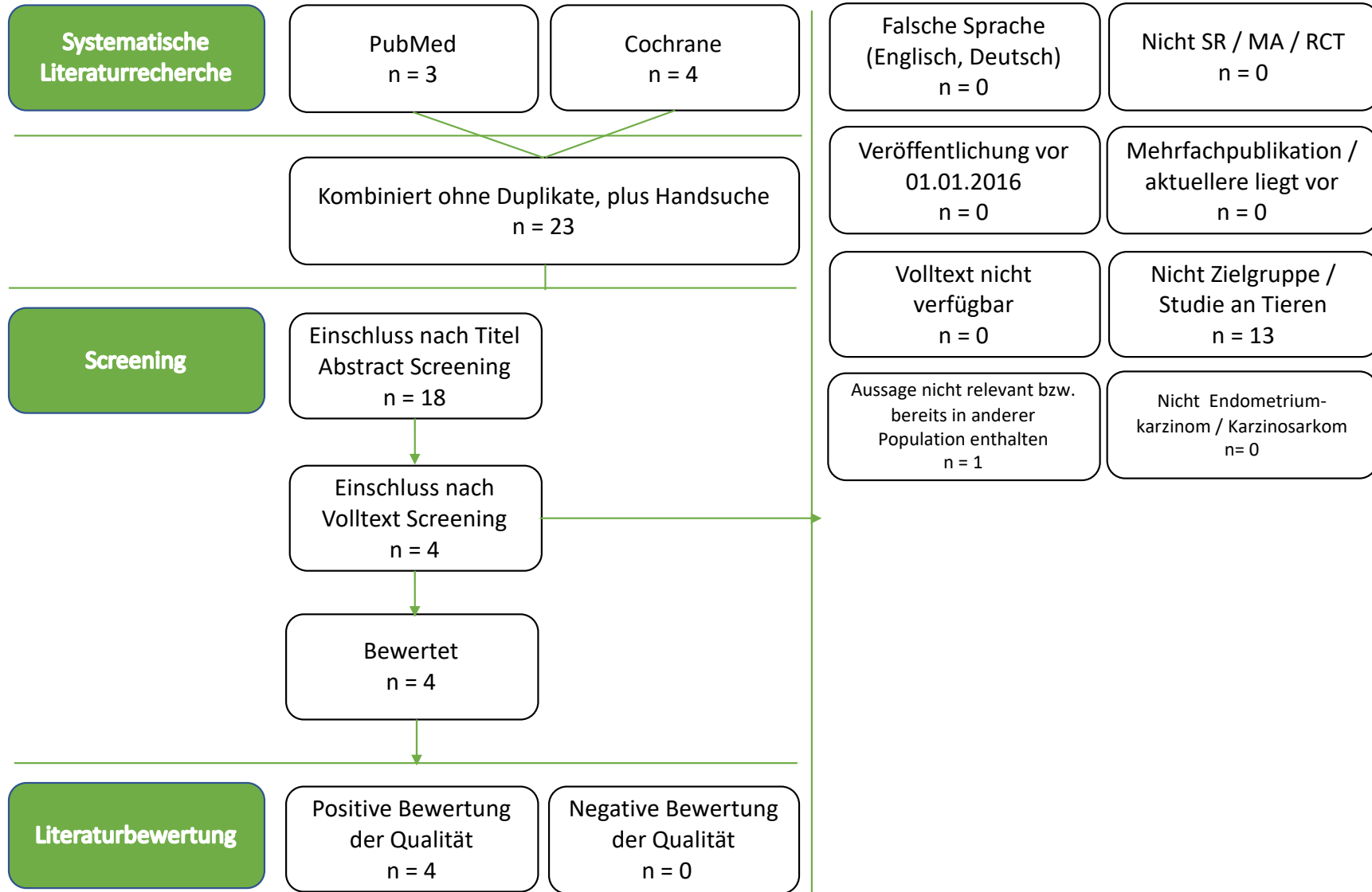
Population		
#1	"Endometrial Neoplasms"[Mesh] OR ((endometria*[tiab] OR endometrium[tiab] OR "Endometrium"[Mesh]) AND (cancer[tiab] OR tumor[tiab] OR tumour[tiab] OR malignan*[tiab] OR "Carcinoma"[Mesh] OR Epithelioma*[tiab] OR carcinoma[tiab] OR neoplas*[tiab] OR "Neoplasms"[Mesh]))	45.428
Intervention bzw. Exposure		
#2	Neural Cell Adhesion Molecule L1[Mesh] OR NILE Glycoprotein[tiab] OR Glycoprotein, NILE[tiab] OR Nerve Growth Factor-Inducible Large External Glycoprotein[tiab] OR Nerve Growth Factor Inducible Large External Glycoprotein[tiab] OR CALL Protein[tiab] OR CamL1 Gene Product[tiab] OR Neural Adhesion Molecule L1[tiab] OR L1 Cell Adhesion Molecule[tiab] OR L1CAM[tiab] OR NILE Protein[tiab] OR Cell Adhesion Molecule L1[tiab] OR Cell Surface Glycoprotein L1[tiab] OR NGF-Inducible Glycoprotein[tiab] OR Glycoprotein, NGF-Inducible[tiab] OR NGF Inducible Glycoprotein[tiab] OR F11 Glycoprotein[tiab]	2.017
#3	molecular classifier[tiab] OR "Molecular Typing"[Mesh]	15.194
#4	ProMisE[tiab]	96.517
#5	#2 OR #3 OR #4	113.655
Kombiniert mit und ohne Filter		
#6	#1 AND #6	256
#7	#6 Filters: Publication date from 2016, Language: English OR German; Article type: Systematic review, Meta-Analysis OR Systematic review OR RCT; Humans	3

Recherche in der Cochrane Library (04.11.2020)

ID	Search	Hits
#1	MeSH descriptor: [Endometrial Neoplasms] explode all trees	625
#2	MeSH descriptor: [Endometrium] explode all trees	1064
#3	(endometria* OR endometrium):ti,ab,kw	7382

#4	#2 OR #3	7396
#5	(cancer OR tumor OR tumour OR malignan* OR Epithelioma* OR carcinoma OR neoplas*):ti,ab,kw	212615
#6	MeSH descriptor: [Carcinoma] explode all trees	13478
#7	MeSH descriptor: [Neoplasms] explode all trees	79241
#8	#5 OR #6 OR #7	221851
#9	#4 AND #8	2959
#10	#1 OR #9	2995
#11	Endometrial Neoplasms OR ((endometria* OR endometrium OR "Endometrium") AND (cancer OR tumor OR tumour OR malignan* OR "Carcinoma" OR Epithelioma* OR carcinoma OR neoplas* OR "Neoplasms"))	3008
#12	#10 OR #11	3190
#13	(Neural Cell Adhesion Molecule L1 OR NILE Glycoprotein OR Glycoprotein, NILE OR Nerve Growth Factor-Inducible Large External Glycoprotein OR Nerve Growth Factor Inducible Large External Glycoprotein OR CALL Protein OR CamL1 Gene Product OR Neural Adhesion Molecule L1 OR L1 Cell Adhesion Molecule OR L1CAM OR NILE Protein OR Cell Adhesion Molecule L1 OR Cell Surface Glycoprotein L1 OR NGF-Inducible Glycoprotein OR Glycoprotein, NGF-Inducible OR NGF Inducible Glycoprotein OR F11 Glycoprotein):ti,ab,kw	212
#14	MeSH descriptor: [Neural Cell Adhesion Molecule L1] explode all trees	2
#15	(molecular classifier OR Molecular Typing):ti,ab,kw	190
#16	ProMisE:ti,ab,kw	5748
#17	#13 OR #14 OR #15 #16	214
#18	#12 AND #17	8
#19	#18 with Cochrane Library publication date Between Jan 2016 and Dec 2020, in Cochrane Reviews	0

Schlüsselfrage 56



57. Schlüsselfrage 57 (neue Schlüsselfrage)

Ist beim frühen Endometriumkarzinom (Typ 1, G1, G2, pT1a) die Sentinel-Node-Entfernung prognostisch relevanter UND prädiktiver als der Verzicht auf ein solches chirurgisches Staging im Hinblick auf Lebensqualität, Kurzzeit-/Langzeitmorbidity, Rezidivhäufigkeit, krankheitsspezifisches und Gesamtüberleben?
<u>Population:</u> Frauen mit frühem EC, Typ 1, G1, G2, pT1a
<u>Intervention:</u> Sentinel-Lymphknotenbiopsie (SLN)
<u>Comparison:</u> keine Sentinel-Lymphknotenbiopsie (SLN)
<u>Outcomes:</u> Morbidity, Lebensqualität, Rezidivhäufigkeit, krankheits-spezifisches Überleben, Gesamtüberleben

Recherche in PubMed (20.07.2020)

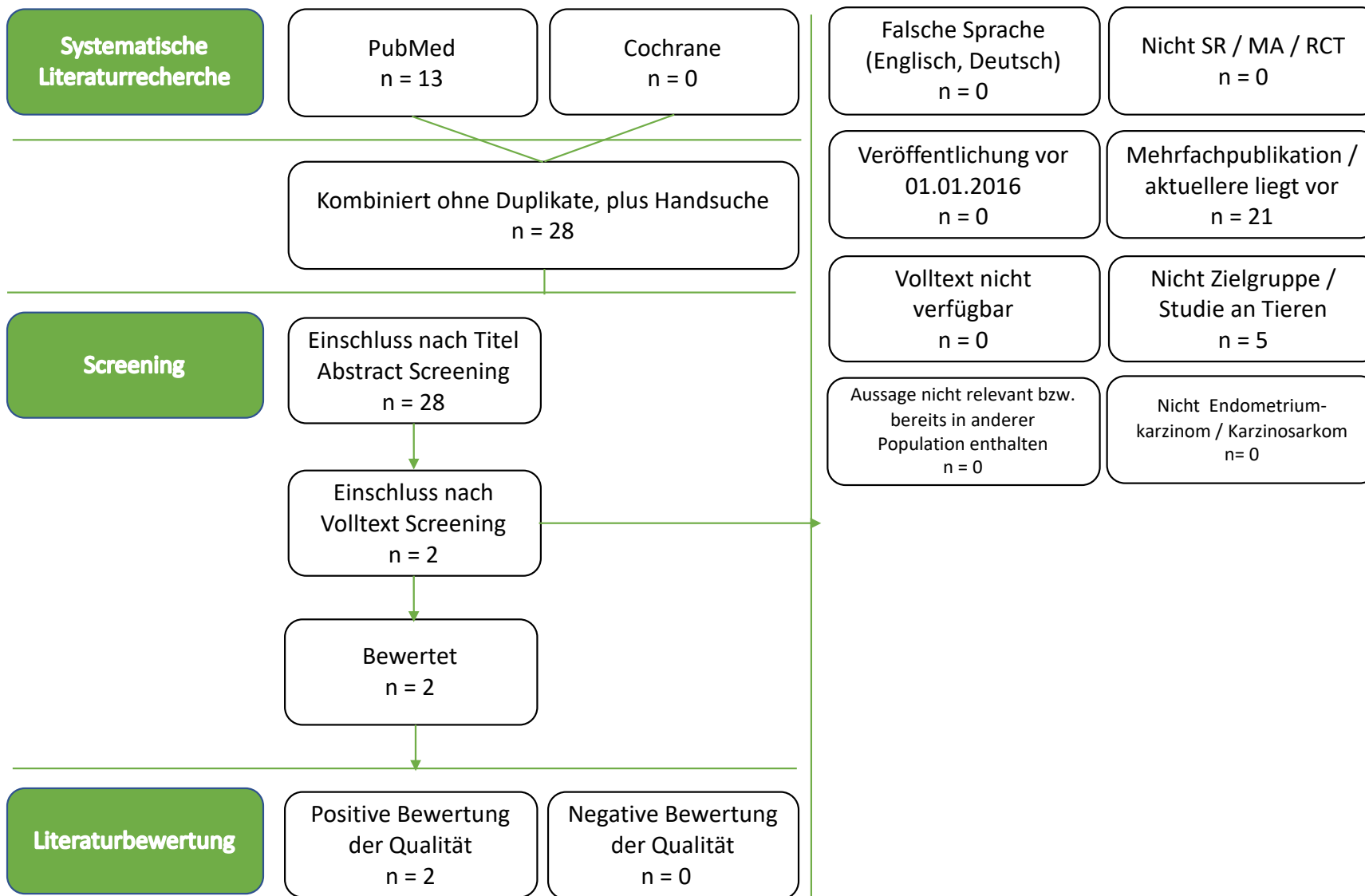
#1	"Endometrial Neoplasms"[Mesh] OR ((endometria*[tiab] OR endometrium[tiab] OR "Endometrium"[Mesh]) AND (cancer[tiab] OR tumor[tiab] OR tumour[tiab] OR malignan*[tiab] OR "Carcinoma"[Mesh] OR Epithelioma*[tiab] OR carcinoma[tiab] OR neoplas*[tiab] OR "Neoplasms"[Mesh]))	45.577
Intervention bzw. Exposure		
#2	sentinel lymph node[tiab] OR "Sentinel Lymph Node Biopsy"[Mesh]	14.642
Kombiniert mit und ohne Filter		
#3	#1 AND #2	256
#4	#3 Filters: Publication date from 2016, Language: English OR German; Article type: Systematic review, Meta-Analysis OR Systematic review OR RCT; Humans	13

Recherche in der Cochrane Library (04.11.2020)

ID	Search	Hits
#1	MeSH descriptor: [Endometrial Neoplasms] explode all trees	625
#2	MeSH descriptor: [Endometrium] explode all trees	1064
#3	(endometria* OR endometrium):ti,ab,kw	7382
#4	#2 OR #3	7396
#5	(cancer OR tumor OR tumour OR malignan* OR Epithelioma* OR carcinoma OR neoplas*):ti,ab,kw	212615
#6	MeSH descriptor: [Carcinoma] explode all trees	13478
#7	MeSH descriptor: [Neoplasms] explode all trees	79241
#8	#5 OR #6 OR #7	221851
#9	#4 AND #8	2959

#10	#1 OR #9	2995
#11	Endometrial Neoplasms OR ((endometria* OR endometrium OR "Endometrium") AND (cancer OR tumor OR tumour OR malignan* OR "Carcinoma" OR Epithelioma* OR carcinoma OR neoplas* OR "Neoplasms"))	3008
#12	#10 OR #11	3190
#13	(sentinel lymph node):ti,ab,kw	1269
#14	MeSH descriptor: [Sentinel Lymph Node] explode all trees	32
#15	MeSH descriptor: [Sentinel Lymph Node Biopsy] explode all trees	271
#16	#13 OR #14 OR #15	1269
#17	#12 AND #16 with Cochrane Library publication date Between Jan 2016 and Dec 2020, in Cochrane Reviews	0

Schlüsselfrage 57



58. Schlüsselfrage 58 (neue Schlüsselfrage)

Welchen Stellenwert hat die molekular-pathologische Klassifikation ProMisE hinsichtlich der Indikationsstellung der Strahlentherapie?
<u>Population:</u> Frauen mit EC, die bestrahlt werden sollen
<u>Intervention:</u> molekular-pathologische Klassifikation gemäß ProMisE
<u>Comparison:</u> keine molekular-pathologische Klassifikation gemäß ProMisE
<u>Outcomes:</u> Morbidität, Lebensqualität, Rezidivhäufigkeit, krankheits-spezifisches Überleben, Gesamtüberleben

Suche in PubMed (30.06.2020)

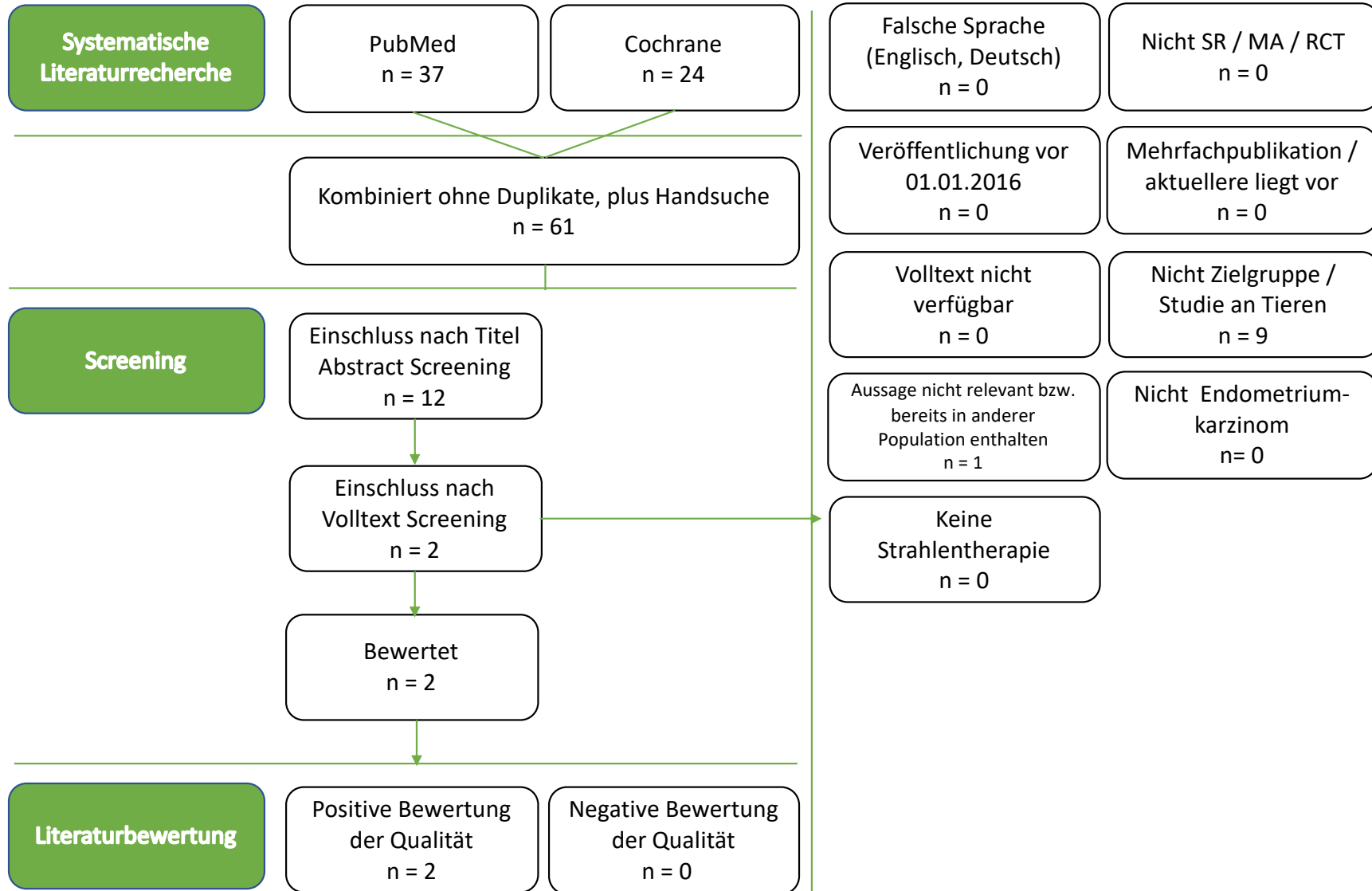
Population		
#1	" Endometrial Neoplasms "[Mesh] OR ((endometria*[tiab] OR endometrium[tiab] OR " Endometrium "[Mesh]) AND (cancer[tiab] OR tumor[tiab] OR tumour[tiab] OR malignan*[tiab] OR " Carcinoma "[Mesh] OR Epithelioma*[tiab] OR carcinoma[tiab] OR neoplas*[tiab] OR " Neoplasms "[Mesh]))	45.428
Intervention bzw. Exposure		
#2	" Radiotherapy "[Mesh] OR Radiotherap*[tiab] OR Radiation Therap*[tiab] OR Therapies, Radiation[tiab] OR Therapy, Radiation[tiab] OR Radiation Treatment*[tiab] OR Treatment, Radiation[tiab] OR Radiotherapy, Targeted[tiab] OR Radiotherapies, Targeted[tiab] OR Targeted Radiotherap*[tiab] OR Targeted Radiation Therap*[tiab] OR Radiation Therapies, Targeted[tiab] OR Targeted Radiation Therapies[tiab] OR Therapies, Targeted Radiation[tiab] OR Therapy, Targeted Radiation[tiab] OR Radiation Therapy, Targeted[tiab]	331.216
#3	molecular classifier[tiab] OR " Molecular Typing "[Mesh]	15.194
#4	#2 OR #3	346.408
Kombiniert mit und ohne Filter		
#5	#1 AND #4	3.685
#6	#5 Filters: Publication date from 2016, Language: English OR German; Article type: Systematic review, Meta-Analysis OR Systematic review OR RCT; Humans	37

Recherche in der Cochrane Library (04.11.2020)

ID	Search	Hits
#1	MeSH descriptor: [Endometrial Neoplasms] explode all trees	625
#2	MeSH descriptor: [Endometrium] explode all trees	1064
#3	(endometria* OR endometrium):ti,ab,kw	7382
#4	#2 OR #3	7396

#5	(cancer OR tumor OR tumour OR malignan* OR Epithelioma* OR carcinoma OR neoplas*):ti,ab,kw	212615
#6	MeSH descriptor: [Carcinoma] explode all trees	13478
#7	MeSH descriptor: [Neoplasms] explode all trees	79241
#8	#5 OR #6 OR #7	221851
#9	#4 AND #8	2959
#10	#1 OR #9	2995
#11	Endometrial Neoplasms OR ((endometria* OR endometrium OR "Endometrium") AND (cancer OR tumor OR tumour OR malignan* OR "Carcinoma" OR Epithelioma* OR carcinoma OR neoplas* OR "Neoplasms"))	3008
#12	#10 OR #11	3190
#13	("Radiotherapy" OR Radiotherap* OR Radiation Therap* OR Therapies, Radiation OR Therapy, Radiation OR Radiation Treatment* OR Treatment, Radiation OR Radiotherapy, Targeted OR Radiotherapies, Targeted OR Targeted Radiotherap* OR Targeted Radiation Therap* OR Radiation Therapies, Targeted OR Targeted Radiation Therapies OR Therapies, Targeted Radiation OR Therapy, Targeted Radiation OR Radiation Therapy, Targeted):ti,ab,kw	42265
#14	MeSH descriptor: [Radiotherapy] explode all trees	6088
#15	(molecular classifier OR Molecular Typing):ti,ab,kw	190
#16	MeSH descriptor: [Molecular Typing] explode all trees	21
#17	#13 OR #14 OR #15 OR #16	42792
#18	#12 AND #17	527
#19	#18 with Cochrane Library publication date Between Jan 2016 and Dec 2020, in Cochrane Reviews	13

Schlüsselfrage 58



59. Schlüsselfrage 59

Welche zusätzlichen operativen Maßnahmen, z.B. Omentektomie, z.B. multipler peritoneale Biopsie, sind bei Typ-II-Karzinomen indiziert?
<u>Population:</u> Frauen mit Typ-II-EC
<u>Intervention:</u> Omentektomie und/oder multiple peritoneale Biopsie
<u>Comparison:</u> Keine zusätzlichen operativen Maßnahmen beim Typ-II-EC
<u>Outcomes:</u> Morbidität, Lebensqualität, Rezidivhäufigkeit, krankheits-spezifisches Überleben, Gesamtüberleben

Suche in PubMed (30.06.2020)

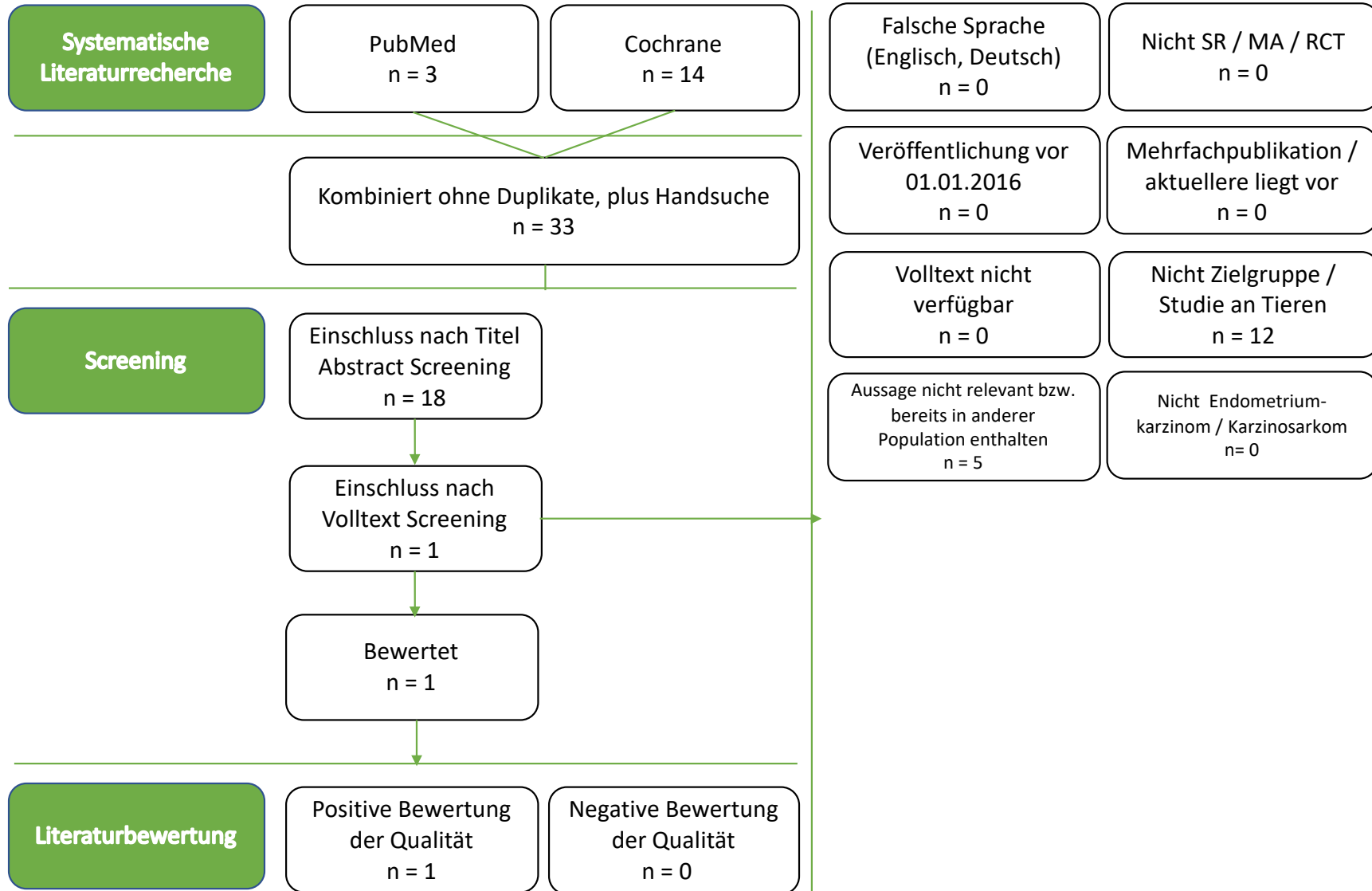
Population		
#1	"Endometrial Neoplasms"[Mesh] OR ((endometria*[tiab] OR endometrium[tiab] OR "Endometrium"[Mesh]) AND (cancer[tiab] OR tumor[tiab] OR tumour[tiab] OR malignan*[tiab] OR "Carcinoma"[Mesh] OR Epithelioma*[tiab] OR carcinoma[tiab] OR neoplas*[tiab] OR "Neoplasms"[Mesh]))	45.428
Intervention bzw. Exposure		
#2	omentectomy[tiab]	1.233
#3	peritoneal biopsy[tiab] OR (("Peritoneum"[Mesh] OR peritoneum[tiab] OR parametrium[tiab]) AND ("Biopsy"[Mesh] OR biops*[tiab]))	2.406
#4	#2 OR #3	3.573
Kombiniert mit und ohne Filter		
#5	#1 AND #4	285
#6	#5 Filters: Publication date from 2016, Language: English OR German; Article type: Systematic review, Meta-Analysis OR Systematic review OR RCT; Humans	3

Recherche in der Cochrane Library (04.11.2020)

ID	Search	Hits
#1	MeSH descriptor: [Endometrial Neoplasms] explode all trees	625
#2	MeSH descriptor: [Endometrium] explode all trees	1064
#3	(endometria* OR endometrium):ti,ab,kw	7382
#4	#2 OR #3	7396
#5	(cancer OR tumor OR tumour OR malignan* OR Epithelioma* OR carcinoma OR neoplas*):ti,ab,kw	212615
#6	MeSH descriptor: [Carcinoma] explode all trees	13478
#7	MeSH descriptor: [Neoplasms] explode all trees	79241
#8	#5 OR #6 OR #7	221851
#9	#4 AND #8	2959
#10	#1 OR #9	2995

#11	Endometrial Neoplasms OR ((endometria* OR endometrium OR "Endometrium") AND (cancer OR tumor OR tumour OR malignan* OR "Carcinoma" OR Epithelioma* OR carcinoma OR neoplas* OR "Neoplasms"))	3008
#12	#10 OR #11	3190
#13	omentectom* OR omentectomy; ti,ab,kw	104
#14	(peritoneal biopsy OR (("Peritoneum" OR peritoneum OR parametrium) AND ("Biopsy" OR biops*))):ti,ab,kw	171
#15	MeSH descriptor: [Peritoneum] explode all trees	504
#16	(peritoneal OR peritoneum OR parametrium):ti,ab,kw	7085
#17	#15 OR #16	7177
#18	MeSH descriptor: [Biopsy] explode all trees	5676
#19	(biops* OR biopsy):ti,ab,kw	30535
#20	#18 OR #19	31486
#21	#17 AND #20	195
#22	#13 OR #14 OR #21	292
#23	#12 AND #22	18
#24	#23 with Cochrane Library publication date Between Jan 2016 and Dec 2020, in Cochrane Reviews	4

Schlüsselfrage 59



60. Zusatzrecherche Risikofaktoren

Welche Biomarker, Risikofaktoren beeinflussen das Auftreten eines Endometriumkarzinoms
<u>Population</u> Frauen
<u>Intervention:</u> Biomarker, (genetische) Prädisposition
<u>Comparison:</u> Non-exposure
<u>Outcomes:</u> Endometriumkarzinom

Suche in PubMed (12.05.2021)

Population		
#1	"Endometrial Neoplasms"[Mesh] OR ((endometria*[tiab] OR endometrium[tiab] OR "Endometrium"[Mesh]) AND (cancer[tiab] OR tumor[tiab] OR tumour[tiab] OR malignan*[tiab] OR "Carcinoma"[Mesh] OR Epithelioma*[tiab] OR carcinoma[tiab] OR neoplas*[tiab] OR "Neoplasms"[Mesh]))	47.678
Intervention bzw. Exposure		
#2	molecular classifier[tiab] OR molecular marker[tiab] OR "Biomarkers"[Mesh] OR biomarker[tiab] OR marker[tiab] OR molecular factor[tiab] OR "Genetic Predisposition to Disease"[Mesh] OR genetic suscept*[tiab] OR genetic predisp*[tiab] OR genetic risk[tiab]	1.280.085
Kombiniert mit und ohne Filter		
#3	#1 AND #2	6.718
#4	Address[pt] OR "Autobiography"[pt] OR "Bibliography"[pt] OR "Biography"[pt] OR "Clinical Trial Protocol"[pt] OR "Clinical Trial, Phase I"[pt] OR "Clinical Trial, Veterinary"[pt] OR "Comment"[pt] OR "Congress"[pt] OR "Consensus Development Conference"[pt] OR "Consensus Development Conference, NIH"[pt] OR "Corrected and Republished Article"[pt] OR "Dataset"[pt] OR "Dictionary"[pt] OR "Directory"[pt] OR "Duplicate Publication"[pt] OR "Editorial"[pt] OR "Electronic Supplementary Materials"[pt] OR "English Abstract"[pt] OR "Festschrift"[pt] OR "Government Publication"[pt] OR "Guideline"[pt] OR "Historical Article"[pt] OR "Interactive Tutorial"[pt] OR "Interview"[pt] OR "Introductory Journal Article"[pt] OR "Lecture"[pt] OR "Legal Case"[pt] OR "Legislation"[pt] OR "Letter"[pt] OR "News"[pt] OR "Newspaper Article"[pt] OR "Observational Study, Veterinary"[pt] OR "Overall"[pt] OR "Patient Education Handout"[pt] OR "Periodical Index"[pt] OR "Personal Narrative"[pt] OR "Portrait"[pt] OR "Practice Guideline"[pt] OR "Preprint"[pt] OR "Published Erratum"[pt] OR "Research Support, American Recovery	13.508.100

	and Reinvestment Act"[pt] OR "Research Support, N.I.H., Extramural"[pt] OR "Research Support, N.I.H., Intramural"[pt] OR "Research Support, Non-U.S. Gov't"[pt] OR "Research Support, U.S. Gov't, Non-P.H.S."[pt] OR "Research Support, U.S. Gov't, P.H.S."[pt] OR "Research Support, U.S. Gov't"[pt] OR "Retracted Publication"[pt] OR "Retraction of Publication"[pt] OR "Scientific Integrity Review"[pt] OR "Technical Report"[pt] OR "Twin Study"[pt] OR "Validation Study"[pt] OR "Video-Audio Media"[pt] OR "Webcast"[pt]	
#5	#3 NOT #4 AND Publication date from 2020, Language: English OR German; H	180

Recherche in Cochrane Library (07.05.2021)

ID	Search	Hits
#1	MeSH descriptor: [Endometrial Neoplasms] explode all trees	645
#2	MeSH descriptor: [Endometrium] explode all trees	1075
#3	(endometria* OR endometrium):ti,ab,kw	7656
#4	#2 OR #3	7670
#5	(cancer OR tumor OR tumour OR malignan* OR Epithelioma* OR carcinoma OR neoplas*):ti,ab,kw	220274
#6	MeSH descriptor: [Carcinoma] explode all trees	13828
#7	MeSH descriptor: [Neoplasms] explode all trees	81536
#8	#5 OR #6 OR #7	229726
#9	#4 AND #8	3084
#10	#1 OR #9	3122
#11	Endometrial Neoplasms OR ((endometria* OR endometrium OR "Endometrium") AND (cancer OR tumor OR tumour OR malignan* OR "Carcinoma" OR Epithelioma* OR carcinoma OR neoplas* OR "Neoplasms"))	3133
#12	#10 OR #11	3322
#13	(molecular classifier OR molecular marker OR biomarker OR marker OR molecular factor OR genetic suscept* OR genetic predisp* OR genetic risk):ti,ab,kw	42237
#14	MeSH descriptor: [Biomarkers] explode all trees	20809
#15	MeSH descriptor: [Genetic Predisposition to Disease] explode all trees	1030
#16	#13 OR #14 OR #15	57983
#17	#12 AND #16 with Publication Year from 2020 to 2021, with Cochrane Library publication date Between Jan 2020 and Nov 2021, in Trials	18

Schlüsselfrage zur Recherche genetische Risikofaktoren

